

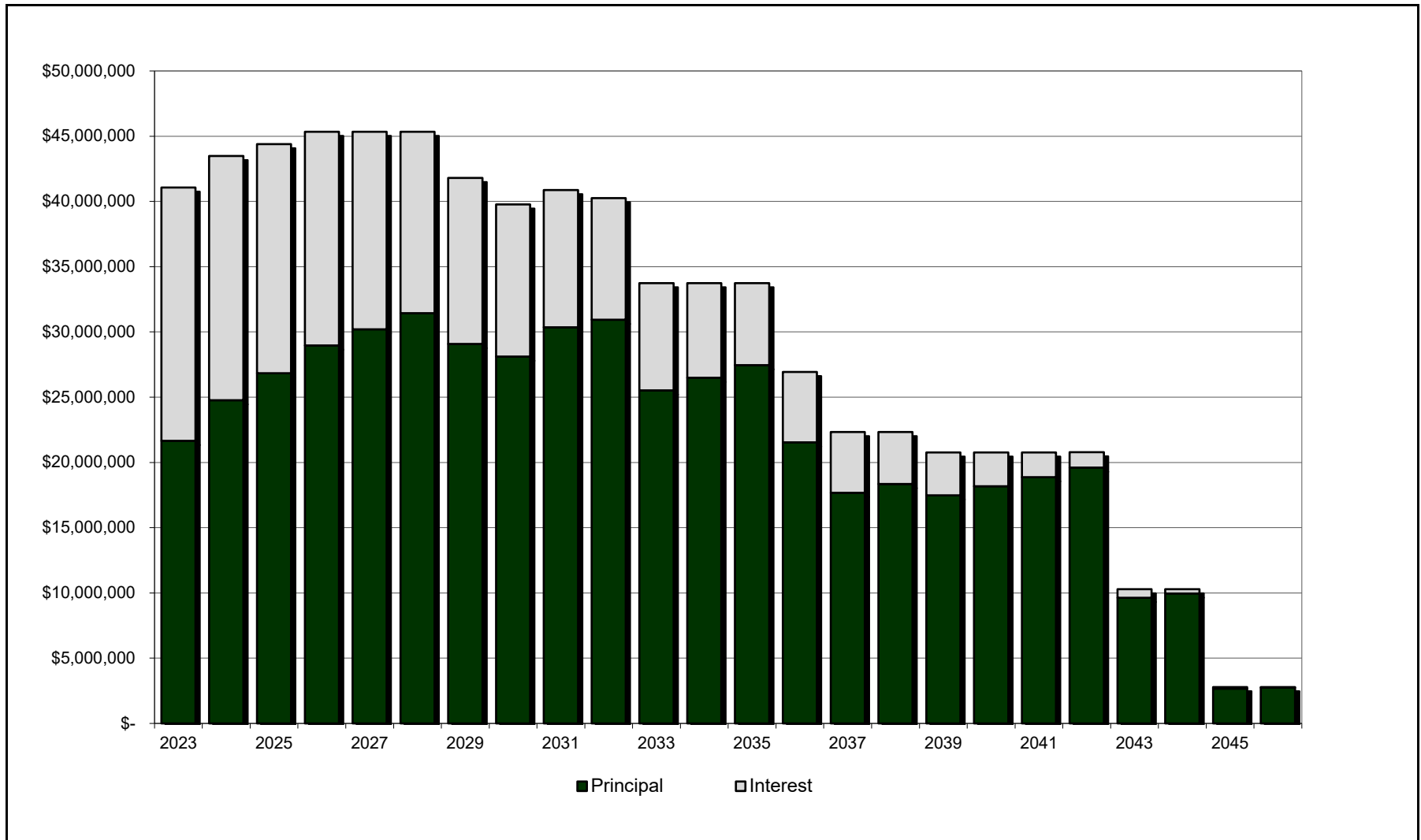
Hays County
STATEMENT OF INDEBTEDNESS
FYE September 2024

<u>Debt Issue</u>	<u>Purpose</u>	<u>Issue Date</u>	<u>Maturity Date</u>	<u>Original Amount</u>	<u>Average Interest Rate</u>	<u>Outstanding 10/1/2023</u>	<u>FY24 Principal</u>	<u>FY24 Interest</u>	<u>FY24 Total Payment</u>
Limited Tax Refunding Bonds Series 2013	Refunded portions of Series 2003, 2004, 2005, 2006, 2009PTF	5/21/2013	2/15/2032	26,225,000	3.10%	1,080,000	1,080,000	21,600	1,101,600
Pass-Through Toll Revenue & Unlimited Tax Bonds Series 2013	Road Improvements Texas Highway System Voter Approved - 11/4/2008	11/15/2013	2/15/2038	25,920,000	4.07%	940,000	940,000	18,800	958,800
Limited Tax Refunding Bonds Series 2014	Refunded Portions of Series 2005 & 2009	9/15/2014	2/15/2030	9,105,000	2.63%	7,810,000	1,055,000	257,525	1,312,525
Limited Tax Refunding Bonds Series 2015	Refunded Portions of Series 2008, 2009, 2009, 2010	3/15/2015	2/15/2029	42,595,000	2.86%	29,650,000	6,500,000	965,244	7,465,244
Pass-Through Toll Revenue & Unlimited Tax Bonds Series 2015	Road Improvements Texas Highway System Voter Approved - 11/4/2008	4/1/2015	2/15/2035	27,410,000	3.26%	10,795,000	1,155,000	387,500	1,542,500
Special Assessment Revenue Bonds Series 2015	La Cima Public Improvement District Major Public Improvement Project	8/5/2015	9/15/2045	19,200,000	6.94%	17,570,000	345,000	1,218,425	1,563,425
Limited Tax Refunding Bonds Series 2016	Refunded Portions of Series 2007, 2008, 2009(3), 2010	2/23/2016	2/15/2035	63,030,000	3.87%	43,375,000	1,340,000	1,589,450	2,929,450
Pass-Through Toll Revenue & Unlimited Tax Bonds Series 2016	Road Improvements Texas Highway System Voter Approved - 11/4/2008	9/15/2016	2/15/2036	35,065,000	3.40%	26,595,000	1,570,000	921,013	2,491,013
Limited Tax Refunding Bonds Series 2017	Refunded Portions of Series Park 2011, Roads 2011, and PTF 2011	8/16/2017	2/15/2036	64,465,000	4.75%	53,455,000	4,175,000	2,470,938	6,645,938
Limited Tax Bonds Series 2017	Public Safety Buildings Voter Approved - 11/8/2016	8/16/2017	2/15/2042	96,190,000	4.20%	92,650,000	1,785,000	3,880,125	5,665,125
Unlimited Tax Road Bonds Series 2017	Road Improvements Voter Approved - 11/8/2016	8/16/2017	2/15/2042	21,545,000	4.87%	19,320,000	630,000	927,844	1,557,844
Unlimited Tax Road Bonds Series 2019	Road Improvements Voter Approved - 11/8/2016	8/14/2019	9/30/2044	97,035,000	3.81%	96,110,000	1,090,000	3,791,500	4,881,500
Special Assessment Revenue Bonds Series 2020	La Cima Public Improvement District Neighborhood Improvements 1-2	11/12/2020	9/15/2050	9,345,000	3.89%	8,675,000	170,000	328,538	498,538
Limited Tax Refunding Bonds Series 2021	Refunded Portions of Series-PTF 2015 LTR 2014, PTF 2013, LTR 2013, LTR 2012	9/21/2020	2/15/2038	52,090,000	1.87%	49,485,000	1,770,000	834,923	2,604,923
Limited Tax Bonds Series 2021	Park Improvements Voter Approved - 11/03/2020	9/21/2020	2/15/2046	43,825,000	3.36%	43,140,000	890,000	1,558,600	2,448,600
Limited Tax Bonds Series 2022	Park Improvements Voter Approved - 11/03/2020	10/20/2022	9/30/2042	24,060,000	4.51%	24,060,000	790,000	1,094,494	1,884,494
TOTALS						<u>524,710,000</u>	<u>25,285,000</u>	<u>20,266,519</u>	<u>45,551,519</u>

Debt serviced from property taxes for FY 2024 is as follows:

*Total debt payments	45,551,519
1. Debt paid from Pass Through Road revenue	(9,700,000)
2. Debt paid from La Cima PID	<u>(2,061,963)</u>
Debt Payments Less I&S special revenue sources	33,789,556
Total debt funded from property taxes	<u>33,789,556</u>

Hays County, Texas
Outstanding General Obligation Debt as of FY 2023



Hays County, Texas

\$26,225,000 Limited Tax Refunding Bonds, Series 2013

Debt Service Schedule

Date	Principal	Interest	Total P+I	Fiscal Total
09/30/2022	-	-	-	-
02/15/2023	1,260,000.00	46,800.00	1,306,800.00	-
08/15/2023	-	21,600.00	21,600.00	-
09/30/2023	-	-	-	1,328,400.00
02/15/2024	1,080,000.00	21,600.00	1,101,600.00	-
09/30/2024	-	-	-	1,101,600.00
Total	\$2,340,000.00	\$90,000.00	\$2,430,000.00	-

Yield Statistics

Base date for Avg. Life & Avg. Coupon Calculations	9/01/2018
Average Life	2.995 Years
Average Coupon	4.0000000%

Par Amounts Of Selected Issues

13 L/T ref (4/24) FINAL post 2021 ref	2,340,000.00
TOTAL	2,340,000.00

Hays County, Texas

\$25,920,000 Pass-Through Toll Revenue & Unlimited Tax Bonds, Series 2013

Debt Service Schedule

Date	Principal	Interest	Total P+i	Fiscal Total
09/30/2022	-	-	-	-
02/15/2023	900,000.00	36,800.00	936,800.00	-
08/15/2023	-	18,800.00	18,800.00	-
09/30/2023	-	-	-	955,600.00
02/15/2024	940,000.00	18,800.00	958,800.00	-
09/30/2024	-	-	-	958,800.00
Total	\$1,840,000.00	\$74,400.00	\$1,914,400.00	-

Yield Statistics

Base date for Avg. Life & Avg. Coupon Calculations	9/01/2018
Average Life	3.071 Years
Average Coupon	4.0000000%

Par Amounts Of Selected Issues

13 PTF (11/20) FINAL post 2021 ref	1,840,000.00
TOTAL	1,840,000.00

Hays County, Texas

\$9,105,000 Limited Tax Refunding Bonds, Series 2014

Debt Service Schedule

Date	Principal	Interest	Total P+I	Fiscal Total
09/30/2022	-	-	-	-
02/15/2023	55,000.00	140,412.50	195,412.50	-
08/15/2023	-	139,312.50	139,312.50	-
09/30/2023	-	-	-	334,725.00
02/15/2024	1,055,000.00	139,312.50	1,194,312.50	-
08/15/2024	-	118,212.50	118,212.50	-
09/30/2024	-	-	-	1,312,525.00
02/15/2025	3,345,000.00	118,212.50	3,463,212.50	-
08/15/2025	-	59,675.00	59,675.00	-
09/30/2025	-	-	-	3,522,887.50
02/15/2026	3,410,000.00	59,675.00	3,469,675.00	-
09/30/2026	-	-	-	3,469,675.00
Total	\$7,865,000.00	\$774,812.50	\$8,639,812.50	-

Yield Statistics

Base date for Avg. Life & Avg. Coupon Calculations	9/01/2018
Average Life	6.656 Years
Average Coupon	3.5527442%

Par Amounts Of Selected Issues

14 l/t ref base (9/29) FINAL post 2021 ref -Tax	7,865,000.00
TOTAL	7,865,000.00

Hays County, Texas

\$42,595,000 Limited Tax Refunding Bonds, Series 2015

Debt Service Schedule

Date	Principal	Interest	Total P+I	Fiscal Total
09/30/2022	-	-	-	-
02/15/2023	6,890,000.00	736,121.88	7,626,121.88	-
08/15/2023	-	563,871.88	563,871.88	-
09/30/2023	-	-	-	8,189,993.76
02/15/2024	6,500,000.00	563,871.88	7,063,871.88	-
08/15/2024	-	401,371.88	401,371.88	-
09/30/2024	-	-	-	7,465,243.76
02/15/2025	3,665,000.00	401,371.88	4,066,371.88	-
08/15/2025	-	309,746.88	309,746.88	-
09/30/2025	-	-	-	4,376,118.76
02/15/2026	3,820,000.00	309,746.88	4,129,746.88	-
08/15/2026	-	252,446.88	252,446.88	-
09/30/2026	-	-	-	4,382,193.76
02/15/2027	7,595,000.00	252,446.88	7,847,446.88	-
08/15/2027	-	133,775.00	133,775.00	-
09/30/2027	-	-	-	7,981,221.88
02/15/2028	3,850,000.00	133,775.00	3,983,775.00	-
08/15/2028	-	71,212.50	71,212.50	-
09/30/2028	-	-	-	4,054,987.50
02/15/2029	4,220,000.00	71,212.50	4,291,212.50	-
09/30/2029	-	-	-	4,291,212.50
Total	\$36,540,000.00	\$4,200,971.92	\$40,740,971.92	-

Yield Statistics

Base date for Avg. Life & Avg. Coupon Calculations	9/01/2018
Average Life	6.622 Years
Average Coupon	3.8829412%

Par Amounts Of Selected Issues

15 L/T Ref (3/11) FINAL	36,540,000.00
TOTAL	36,540,000.00

Hays County, Texas

\$27,410,000 Pass-Through Toll Revenue & Unlimited Tax Bonds, Series 2015

Debt Service Schedule

Date	Principal	Interest	Total P+I	Fiscal Total
09/30/2022	-	-	-	-
02/15/2023	1,075,000.00	221,425.00	1,296,425.00	-
08/15/2023	-	205,300.00	205,300.00	-
09/30/2023	-	-	-	1,501,725.00
02/15/2024	1,155,000.00	205,300.00	1,360,300.00	-
08/15/2024	-	182,200.00	182,200.00	-
09/30/2024	-	-	-	1,542,500.00
02/15/2025	1,445,000.00	182,200.00	1,627,200.00	-
08/15/2025	-	146,075.00	146,075.00	-
09/30/2025	-	-	-	1,773,275.00
02/15/2026	1,520,000.00	146,075.00	1,666,075.00	-
08/15/2026	-	108,075.00	108,075.00	-
09/30/2026	-	-	-	1,774,150.00
02/15/2027	1,590,000.00	108,075.00	1,698,075.00	-
08/15/2027	-	76,275.00	76,275.00	-
09/30/2027	-	-	-	1,774,350.00
02/15/2028	1,645,000.00	76,275.00	1,721,275.00	-
08/15/2028	-	51,600.00	51,600.00	-
09/30/2028	-	-	-	1,772,875.00
02/15/2029	1,695,000.00	51,600.00	1,746,600.00	-
08/15/2029	-	26,175.00	26,175.00	-
09/30/2029	-	-	-	1,772,775.00
02/15/2030	1,745,000.00	26,175.00	1,771,175.00	-
09/30/2030	-	-	-	1,771,175.00
Total	\$11,870,000.00	\$1,812,825.00	\$13,682,825.00	-

Yield Statistics

Base date for Avg. Life & Avg. Coupon Calculations	9/01/2018
Average Life	6.710 Years
Average Coupon	3.5718673%

Par Amounts Of Selected Issues

15 \$30mm PTF (3/30) FINAL post 2021 ref	11,870,000.00
TOTAL	11,870,000.00

Hays County, Texas

\$63,030,000 Limited Tax Refunding Bonds, Series 2016

Debt Service Schedule

Date	Principal	Interest	Total P+I	Fiscal Total
09/30/2022	-	-	-	-
02/15/2023	1,270,000.00	843,225.00	2,113,225.00	-
08/15/2023	-	811,475.00	811,475.00	-
09/30/2023	-	-	-	2,924,700.00
02/15/2024	1,340,000.00	811,475.00	2,151,475.00	-
08/15/2024	-	777,975.00	777,975.00	-
09/30/2024	-	-	-	2,929,450.00
02/15/2025	1,900,000.00	777,975.00	2,677,975.00	-
08/15/2025	-	730,475.00	730,475.00	-
09/30/2025	-	-	-	3,408,450.00
02/15/2026	2,005,000.00	730,475.00	2,735,475.00	-
08/15/2026	-	680,350.00	680,350.00	-
09/30/2026	-	-	-	3,415,825.00
02/15/2027	2,110,000.00	680,350.00	2,790,350.00	-
08/15/2027	-	627,600.00	627,600.00	-
09/30/2027	-	-	-	3,417,950.00
02/15/2028	6,255,000.00	627,600.00	6,882,600.00	-
08/15/2028	-	541,593.75	541,593.75	-
09/30/2028	-	-	-	7,424,193.75
02/15/2029	5,685,000.00	541,593.75	6,226,593.75	-
08/15/2029	-	463,425.00	463,425.00	-
09/30/2029	-	-	-	6,690,018.75
02/15/2030	3,635,000.00	463,425.00	4,098,425.00	-
08/15/2030	-	408,900.00	408,900.00	-
09/30/2030	-	-	-	4,507,325.00
02/15/2031	3,765,000.00	408,900.00	4,173,900.00	-
08/15/2031	-	333,600.00	333,600.00	-
09/30/2031	-	-	-	4,507,500.00
02/15/2032	3,920,000.00	333,600.00	4,253,600.00	-
08/15/2032	-	255,200.00	255,200.00	-
09/30/2032	-	-	-	4,508,800.00
02/15/2033	4,080,000.00	255,200.00	4,335,200.00	-
08/15/2033	-	173,600.00	173,600.00	-
09/30/2033	-	-	-	4,508,800.00
02/15/2034	4,250,000.00	173,600.00	4,423,600.00	-
08/15/2034	-	88,600.00	88,600.00	-
09/30/2034	-	-	-	4,512,200.00
02/15/2035	4,430,000.00	88,600.00	4,518,600.00	-
09/30/2035	-	-	-	4,518,600.00
Total	\$44,645,000.00	\$12,628,812.50	\$57,273,812.50	-

Yield Statistics

Base date for Avg. Life & Avg. Coupon Calculations	9/01/2018
Average Life	8.751 Years
Average Coupon	3.8206314%

Par Amounts Of Selected Issues

16 Ltd Tax Ref (2/23) FINAL	44,645,000.00
TOTAL	44,645,000.00

Aggregate | 12/12/2022 | 1:33 PM

Specialized Public Finance Inc.
Austin, Texas

Hays County, Texas

\$35,065,000 Pass-Through Toll Revenue & Limited Tax Bonds, Series 2016

Debt Service Schedule

Part 1 of 2

Date	Principal	Interest	Total P+	Fiscal Total
09/30/2022	-	-	-	-
02/15/2023	1,495,000.00	517,506.25	2,012,506.25	-
08/15/2023	-	480,131.25	480,131.25	-
09/30/2023	-	-	-	2,492,637.50
02/15/2024	1,570,000.00	480,131.25	2,050,131.25	-
08/15/2024	-	440,881.25	440,881.25	-
09/30/2024	-	-	-	2,491,012.50
02/15/2025	1,655,000.00	440,881.25	2,095,881.25	-
08/15/2025	-	399,506.25	399,506.25	-
09/30/2025	-	-	-	2,495,387.50
02/15/2026	1,740,000.00	399,506.25	2,139,506.25	-
08/15/2026	-	356,006.25	356,006.25	-
09/30/2026	-	-	-	2,495,512.50
02/15/2027	1,825,000.00	356,006.25	2,181,006.25	-
08/15/2027	-	310,381.25	310,381.25	-
09/30/2027	-	-	-	2,491,387.50
02/15/2028	1,920,000.00	310,381.25	2,230,381.25	-
08/15/2028	-	262,381.25	262,381.25	-
09/30/2028	-	-	-	2,492,762.50
02/15/2029	2,010,000.00	262,381.25	2,272,381.25	-
08/15/2029	-	222,181.25	222,181.25	-
09/30/2029	-	-	-	2,494,562.50
02/15/2030	2,080,000.00	222,181.25	2,302,181.25	-
08/15/2030	-	190,981.25	190,981.25	-
09/30/2030	-	-	-	2,493,162.50
02/15/2031	2,145,000.00	190,981.25	2,335,981.25	-
08/15/2031	-	158,806.25	158,806.25	-
09/30/2031	-	-	-	2,494,787.50
02/15/2032	2,205,000.00	158,806.25	2,363,806.25	-
08/15/2032	-	131,243.75	131,243.75	-
09/30/2032	-	-	-	2,495,050.00
02/15/2033	2,265,000.00	131,243.75	2,396,243.75	-
08/15/2033	-	97,268.75	97,268.75	-
09/30/2033	-	-	-	2,493,512.50
02/15/2034	2,330,000.00	97,268.75	2,427,268.75	-
08/15/2034	-	66,687.50	66,687.50	-
09/30/2034	-	-	-	2,493,956.25
02/15/2035	2,390,000.00	66,687.50	2,456,687.50	-
08/15/2035	-	33,825.00	33,825.00	-
09/30/2035	-	-	-	2,490,512.50
02/15/2036	2,460,000.00	33,825.00	2,493,825.00	-
09/30/2036	-	-	-	2,493,825.00
Total	\$28,090,000.00	\$6,818,068.75	\$34,908,068.75	-

Aggregate | 12/12/2022 | 1:38 PM

Specialized Public Finance Inc.
Austin, Texas

Hays County, Texas

\$35,065,000 Pass-Through Toll Revenue & Limited Tax Bonds, Series 2016

Debt Service Schedule

Part 2 of 2

Yield Statistics

Base date for Avg. Life & Avg. Coupon Calculations	9/01/2018
Average Life	9.982 Years
Average Coupon	3.3387938%

Par Amounts Of Selected Issues

16 PTF \$38mm PCF (9/15) FINAL	28,090,000.00
TOTAL	28,090,000.00

Hays County, Texas

\$64,465,000 Limited Tax Refunding Bonds, Series 2017

Debt Service Schedule

Part 1 of 2

Date	Principal	Interest	Total P+I	Fiscal Total
09/30/2022	-	-	-	-
02/15/2023	3,970,000.00	1,386,906.25	5,356,906.25	-
08/15/2023	-	1,287,656.25	1,287,656.25	-
09/30/2023	-	-	-	6,644,562.50
02/15/2024	4,175,000.00	1,287,656.25	5,462,656.25	-
08/15/2024	-	1,183,281.25	1,183,281.25	-
09/30/2024	-	-	-	6,645,937.50
02/15/2025	4,390,000.00	1,183,281.25	5,573,281.25	-
08/15/2025	-	1,073,531.25	1,073,531.25	-
09/30/2025	-	-	-	6,646,812.50
02/15/2026	4,615,000.00	1,073,531.25	5,688,531.25	-
08/15/2026	-	958,156.25	958,156.25	-
09/30/2026	-	-	-	6,646,687.50
02/15/2027	4,850,000.00	958,156.25	5,808,156.25	-
08/15/2027	-	836,906.25	836,906.25	-
09/30/2027	-	-	-	6,645,062.50
02/15/2028	5,105,000.00	836,906.25	5,941,906.25	-
08/15/2028	-	709,281.25	709,281.25	-
09/30/2028	-	-	-	6,651,187.50
02/15/2029	5,360,000.00	709,281.25	6,069,281.25	-
08/15/2029	-	575,281.25	575,281.25	-
09/30/2029	-	-	-	6,644,562.50
02/15/2030	5,635,000.00	575,281.25	6,210,281.25	-
08/15/2030	-	434,406.25	434,406.25	-
09/30/2030	-	-	-	6,644,687.50
02/15/2031	5,925,000.00	434,406.25	6,359,406.25	-
08/15/2031	-	286,281.25	286,281.25	-
09/30/2031	-	-	-	6,645,687.50
02/15/2032	5,485,000.00	286,281.25	5,771,281.25	-
08/15/2032	-	149,156.25	149,156.25	-
09/30/2032	-	-	-	5,920,437.50
02/15/2033	1,865,000.00	149,156.25	2,014,156.25	-
08/15/2033	-	111,856.25	111,856.25	-
09/30/2033	-	-	-	2,126,012.50
02/15/2034	1,940,000.00	111,856.25	2,051,856.25	-
08/15/2034	-	73,056.25	73,056.25	-
09/30/2034	-	-	-	2,124,912.50
02/15/2035	2,020,000.00	73,056.25	2,093,056.25	-
08/15/2035	-	32,656.25	32,656.25	-
09/30/2035	-	-	-	2,125,712.50
02/15/2036	2,090,000.00	32,656.25	2,122,656.25	-
09/30/2036	-	-	-	2,122,656.25
Total	\$57,425,000.00	\$16,809,918.75	\$74,234,918.75	-

Aggregate | 12/12/2022 | 1:45 PM

Specialized Public Finance Inc.
Austin, Texas

Hays County, Texas

\$64,465,000 Limited Tax Refunding Bonds, Series 2017

Debt Service Schedule

Part 2 of 2

Yield Statistics

Base date for Avg. Life & Avg. Coupon Calculations	9/01/2018
Average Life	9.438 Years
Average Coupon	4.7393441%

Par Amounts Of Selected Issues

2017 deals (7/24) FINAL -Limited Tax Refunding Bonds (Citi)	57,425,000.00
TOTAL	57,425,000.00

Hays County, Texas

\$96,190,000 Limited Tax Bonds, Series 2017

Debt Service Schedule

Part 1 of 2

Date	Principal	Interest	Total P+I	Fiscal Total
09/30/2022	-	-	-	-
02/15/2023	1,690,000.00	2,004,625.00	3,694,625.00	-
08/15/2023	-	1,962,375.00	1,962,375.00	-
09/30/2023	-	-	-	5,657,000.00
02/15/2024	1,785,000.00	1,962,375.00	3,747,375.00	-
08/15/2024	-	1,917,750.00	1,917,750.00	-
09/30/2024	-	-	-	5,665,125.00
02/15/2025	3,260,000.00	1,917,750.00	5,177,750.00	-
08/15/2025	-	1,836,250.00	1,836,250.00	-
09/30/2025	-	-	-	7,014,000.00
02/15/2026	3,460,000.00	1,836,250.00	5,296,250.00	-
08/15/2026	-	1,749,750.00	1,749,750.00	-
09/30/2026	-	-	-	7,046,000.00
02/15/2027	3,515,000.00	1,749,750.00	5,264,750.00	-
08/15/2027	-	1,661,875.00	1,661,875.00	-
09/30/2027	-	-	-	6,926,625.00
02/15/2028	3,620,000.00	1,661,875.00	5,281,875.00	-
08/15/2028	-	1,571,375.00	1,571,375.00	-
09/30/2028	-	-	-	6,853,250.00
02/15/2029	4,010,000.00	1,571,375.00	5,581,375.00	-
08/15/2029	-	1,471,125.00	1,471,125.00	-
09/30/2029	-	-	-	7,052,500.00
02/15/2030	4,215,000.00	1,471,125.00	5,686,125.00	-
08/15/2030	-	1,365,750.00	1,365,750.00	-
09/30/2030	-	-	-	7,051,875.00
02/15/2031	4,430,000.00	1,365,750.00	5,795,750.00	-
08/15/2031	-	1,255,000.00	1,255,000.00	-
09/30/2031	-	-	-	7,050,750.00
02/15/2032	4,635,000.00	1,255,000.00	5,890,000.00	-
08/15/2032	-	1,162,300.00	1,162,300.00	-
09/30/2032	-	-	-	7,052,300.00
02/15/2033	4,820,000.00	1,162,300.00	5,982,300.00	-
08/15/2033	-	1,065,900.00	1,065,900.00	-
09/30/2033	-	-	-	7,048,200.00
02/15/2034	5,020,000.00	1,065,900.00	6,085,900.00	-
08/15/2034	-	965,500.00	965,500.00	-
09/30/2034	-	-	-	7,051,400.00
02/15/2035	5,225,000.00	965,500.00	6,190,500.00	-
08/15/2035	-	861,000.00	861,000.00	-
09/30/2035	-	-	-	7,051,500.00
02/15/2036	5,435,000.00	861,000.00	6,296,000.00	-

Hays County, Texas

\$96,190,000 Limited Tax Bonds, Series 2017

Debt Service Schedule

Part 2 of 2

Date	Principal	Interest	Total P+I	Fiscal Total
08/15/2036	-	752,300.00	752,300.00	-
09/30/2036	-	-	-	7,048,300.00
02/15/2037	5,660,000.00	752,300.00	6,412,300.00	-
08/15/2037	-	639,100.00	639,100.00	-
09/30/2037	-	-	-	7,051,400.00
02/15/2038	5,890,000.00	639,100.00	6,529,100.00	-
08/15/2038	-	521,300.00	521,300.00	-
09/30/2038	-	-	-	7,050,400.00
02/15/2039	6,130,000.00	521,300.00	6,651,300.00	-
08/15/2039	-	398,700.00	398,700.00	-
09/30/2039	-	-	-	7,050,000.00
02/15/2040	6,380,000.00	398,700.00	6,778,700.00	-
08/15/2040	-	271,100.00	271,100.00	-
09/30/2040	-	-	-	7,049,800.00
02/15/2041	6,640,000.00	271,100.00	6,911,100.00	-
08/15/2041	-	138,300.00	138,300.00	-
09/30/2041	-	-	-	7,049,400.00
02/15/2042	6,915,000.00	138,300.00	7,053,300.00	-
09/30/2042	-	-	-	7,053,300.00
Total	\$92,735,000.00	\$45,138,125.00	\$137,873,125.00	-

Yield Statistics

Base date for Avg. Life & Avg. Coupon Calculations	9/01/2018
Average Life	15.240 Years
Average Coupon	4.1929114%

Par Amounts Of Selected Issues

2017 deals (7/24) FINAL -Limited Tax Bonds (JPM)	92,735,000.00
TOTAL	92,735,000.00

Hays County, Texas

\$21,545,000 Unlimited Tax Road Bonds, Series 2017

Debt Service Schedule

Part 1 of 2

Date	Principal	Interest	Total P+I	Fiscal Total
09/30/2022	-	-	-	-
02/15/2023	600,000.00	486,796.88	1,086,796.88	-
08/15/2023	-	471,796.88	471,796.88	-
09/30/2023	-	-	-	1,558,593.76
02/15/2024	630,000.00	471,796.88	1,101,796.88	-
08/15/2024	-	456,046.88	456,046.88	-
09/30/2024	-	-	-	1,557,843.76
02/15/2025	660,000.00	456,046.88	1,116,046.88	-
08/15/2025	-	439,546.88	439,546.88	-
09/30/2025	-	-	-	1,555,593.76
02/15/2026	695,000.00	439,546.88	1,134,546.88	-
08/15/2026	-	422,171.88	422,171.88	-
09/30/2026	-	-	-	1,556,718.76
02/15/2027	730,000.00	422,171.88	1,152,171.88	-
08/15/2027	-	403,921.88	403,921.88	-
09/30/2027	-	-	-	1,556,093.76
02/15/2028	770,000.00	403,921.88	1,173,921.88	-
08/15/2028	-	384,671.88	384,671.88	-
09/30/2028	-	-	-	1,558,593.76
02/15/2029	810,000.00	384,671.88	1,194,671.88	-
08/15/2029	-	364,421.88	364,421.88	-
09/30/2029	-	-	-	1,559,093.76
02/15/2030	850,000.00	364,421.88	1,214,421.88	-
08/15/2030	-	343,171.88	343,171.88	-
09/30/2030	-	-	-	1,557,593.76
02/15/2031	895,000.00	343,171.88	1,238,171.88	-
08/15/2031	-	320,796.88	320,796.88	-
09/30/2031	-	-	-	1,558,968.76
02/15/2032	940,000.00	320,796.88	1,260,796.88	-
08/15/2032	-	297,296.88	297,296.88	-
09/30/2032	-	-	-	1,558,093.76
02/15/2033	985,000.00	297,296.88	1,282,296.88	-
08/15/2033	-	272,671.88	272,671.88	-
09/30/2033	-	-	-	1,554,968.76
02/15/2034	1,035,000.00	272,671.88	1,307,671.88	-
08/15/2034	-	246,796.88	246,796.88	-
09/30/2034	-	-	-	1,554,468.76
02/15/2035	1,090,000.00	246,796.88	1,336,796.88	-
08/15/2035	-	219,546.88	219,546.88	-
09/30/2035	-	-	-	1,556,343.76
02/15/2036	1,145,000.00	219,546.88	1,364,546.88	-

Aggregate | 12/12/2022 | 1:51 PM

Specialized Public Finance Inc.
Austin, Texas

Hays County, Texas

\$21,545,000 Unlimited Tax Road Bonds, Series 2017

Debt Service Schedule

Part 2 of 2

Date	Principal	Interest	Total P+I	Fiscal Total
08/15/2036	-	190,921.88	190,921.88	-
09/30/2036	-	-	-	1,555,468.76
02/15/2037	1,195,000.00	190,921.88	1,385,921.88	-
08/15/2037	-	172,250.00	172,250.00	-
09/30/2037	-	-	-	1,558,171.88
02/15/2038	1,245,000.00	172,250.00	1,417,250.00	-
08/15/2038	-	141,125.00	141,125.00	-
09/30/2038	-	-	-	1,558,375.00
02/15/2039	1,305,000.00	141,125.00	1,446,125.00	-
08/15/2039	-	108,500.00	108,500.00	-
09/30/2039	-	-	-	1,554,625.00
02/15/2040	1,375,000.00	108,500.00	1,483,500.00	-
08/15/2040	-	74,125.00	74,125.00	-
09/30/2040	-	-	-	1,557,625.00
02/15/2041	1,445,000.00	74,125.00	1,519,125.00	-
08/15/2041	-	38,000.00	38,000.00	-
09/30/2041	-	-	-	1,557,125.00
02/15/2042	1,520,000.00	38,000.00	1,558,000.00	-
09/30/2042	-	-	-	1,558,000.00
Total	\$19,920,000.00	\$11,222,359.52	\$31,142,359.52	-

Yield Statistics

Base date for Avg. Life & Avg. Coupon Calculations	9/01/2018
Average Life	14.564 Years
Average Coupon	4.8682156%

Par Amounts Of Selected Issues

2017 deals (7/24) FINAL -Unlimited Tax Road Bonds (Citi)	19,920,000.00
TOTAL	19,920,000.00

Hays County, Texas

\$97,035,000 Unlimited Tax Road Bonds, Series 2019

Debt Service Schedule

Part 1 of 2

Date	Principal	Interest	Total P+I	Fiscal Total
09/30/2022	-	-	-	-
02/15/2023	320,000.00	1,915,775.00	2,235,775.00	-
08/15/2023	-	1,909,375.00	1,909,375.00	-
09/30/2023	-	-	-	4,145,150.00
02/15/2024	1,090,000.00	1,909,375.00	2,999,375.00	-
08/15/2024	-	1,882,125.00	1,882,125.00	-
09/30/2024	-	-	-	4,881,500.00
02/15/2025	2,080,000.00	1,882,125.00	3,962,125.00	-
08/15/2025	-	1,830,125.00	1,830,125.00	-
09/30/2025	-	-	-	5,792,250.00
02/15/2026	3,150,000.00	1,830,125.00	4,980,125.00	-
08/15/2026	-	1,751,375.00	1,751,375.00	-
09/30/2026	-	-	-	6,731,500.00
02/15/2027	3,315,000.00	1,751,375.00	5,066,375.00	-
08/15/2027	-	1,668,500.00	1,668,500.00	-
09/30/2027	-	-	-	6,734,875.00
02/15/2028	3,485,000.00	1,668,500.00	5,153,500.00	-
08/15/2028	-	1,581,375.00	1,581,375.00	-
09/30/2028	-	-	-	6,734,875.00
02/15/2029	-	1,581,375.00	1,581,375.00	-
08/15/2029	-	1,581,375.00	1,581,375.00	-
09/30/2029	-	-	-	3,162,750.00
02/15/2030	1,220,000.00	1,581,375.00	2,801,375.00	-
08/15/2030	-	1,550,875.00	1,550,875.00	-
09/30/2030	-	-	-	4,352,250.00
02/15/2031	3,890,000.00	1,550,875.00	5,440,875.00	-
08/15/2031	-	1,453,625.00	1,453,625.00	-
09/30/2031	-	-	-	6,894,500.00
02/15/2032	4,705,000.00	1,453,625.00	6,158,625.00	-
08/15/2032	-	1,336,000.00	1,336,000.00	-
09/30/2032	-	-	-	7,494,625.00
02/15/2033	4,945,000.00	1,336,000.00	6,281,000.00	-
08/15/2033	-	1,212,375.00	1,212,375.00	-
09/30/2033	-	-	-	7,493,375.00
02/15/2034	5,145,000.00	1,212,375.00	6,357,375.00	-
08/15/2034	-	1,135,200.00	1,135,200.00	-
09/30/2034	-	-	-	7,492,575.00
02/15/2035	5,300,000.00	1,135,200.00	6,435,200.00	-
08/15/2035	-	1,055,700.00	1,055,700.00	-
09/30/2035	-	-	-	7,490,900.00
02/15/2036	5,490,000.00	1,055,700.00	6,545,700.00	-

Hays County, Texas

\$97,035,000 Unlimited Tax Road Bonds, Series 2019

Debt Service Schedule

Part 2 of 2

Date	Principal	Interest	Total P+I	Fiscal Total
08/15/2036	-	945,900.00	945,900.00	-
09/30/2036	-	-	-	7,491,600.00
02/15/2037	5,715,000.00	945,900.00	6,660,900.00	-
08/15/2037	-	831,600.00	831,600.00	-
09/30/2037	-	-	-	7,492,500.00
02/15/2038	5,950,000.00	831,600.00	6,781,600.00	-
08/15/2038	-	712,600.00	712,600.00	-
09/30/2038	-	-	-	7,494,200.00
02/15/2039	6,190,000.00	712,600.00	6,902,600.00	-
08/15/2039	-	588,800.00	588,800.00	-
09/30/2039	-	-	-	7,491,400.00
02/15/2040	6,425,000.00	588,800.00	7,013,800.00	-
08/15/2040	-	479,125.00	479,125.00	-
09/30/2040	-	-	-	7,492,925.00
02/15/2041	6,650,000.00	479,125.00	7,129,125.00	-
08/15/2041	-	365,525.00	365,525.00	-
09/30/2041	-	-	-	7,494,650.00
02/15/2042	6,880,000.00	365,525.00	7,245,525.00	-
08/15/2042	-	247,900.00	247,900.00	-
09/30/2042	-	-	-	7,493,425.00
02/15/2043	7,120,000.00	247,900.00	7,367,900.00	-
08/15/2043	-	126,100.00	126,100.00	-
09/30/2043	-	-	-	7,494,000.00
02/15/2044	7,365,000.00	126,100.00	7,491,100.00	-
09/30/2044	-	-	-	7,491,100.00
Total	\$96,430,000.00	\$50,406,925.00	\$146,836,925.00	-

Yield Statistics

Base date for Avg. Life & Avg. Coupon Calculations	9/01/2018
Average Life	17.776 Years
Average Coupon	3.8052169%

Par Amounts Of Selected Issues

2019 \$106.4mm road bds (7/18) FINAL	96,430,000.00
TOTAL	96,430,000.00

Aggregate | 12/12/2022 | 1:55 PM

Specialized Public Finance Inc.
Austin, Texas

Hays County, Texas

\$43,825,000 Limited Tax Bonds, Series 2021

Debt Service Schedule

Part 1 of 3

Date	Principal	Interest	Total P+I	Fiscal Total
09/30/2022	-	-	-	-
02/15/2023	285,000.00	797,550.00	1,082,550.00	-
08/15/2023	-	790,425.00	790,425.00	-
09/30/2023	-	-	-	1,872,975.00
02/15/2024	890,000.00	790,425.00	1,680,425.00	-
08/15/2024	-	768,175.00	768,175.00	-
09/30/2024	-	-	-	2,448,600.00
02/15/2025	935,000.00	768,175.00	1,703,175.00	-
08/15/2025	-	744,800.00	744,800.00	-
09/30/2025	-	-	-	2,447,975.00
02/15/2026	985,000.00	744,800.00	1,729,800.00	-
08/15/2026	-	720,175.00	720,175.00	-
09/30/2026	-	-	-	2,449,975.00
02/15/2027	1,035,000.00	720,175.00	1,755,175.00	-
08/15/2027	-	694,300.00	694,300.00	-
09/30/2027	-	-	-	2,449,475.00
02/15/2028	1,085,000.00	694,300.00	1,779,300.00	-
08/15/2028	-	667,175.00	667,175.00	-
09/30/2028	-	-	-	2,446,475.00
02/15/2029	1,495,000.00	667,175.00	2,162,175.00	-
08/15/2029	-	629,800.00	629,800.00	-
09/30/2029	-	-	-	2,791,975.00
02/15/2030	1,570,000.00	629,800.00	2,199,800.00	-
08/15/2030	-	590,550.00	590,550.00	-
09/30/2030	-	-	-	2,790,350.00
02/15/2031	1,650,000.00	590,550.00	2,240,550.00	-
08/15/2031	-	549,300.00	549,300.00	-
09/30/2031	-	-	-	2,789,850.00
02/15/2032	1,730,000.00	549,300.00	2,279,300.00	-
08/15/2032	-	514,700.00	514,700.00	-
09/30/2032	-	-	-	2,794,000.00
02/15/2033	1,800,000.00	514,700.00	2,314,700.00	-
08/15/2033	-	478,700.00	478,700.00	-
09/30/2033	-	-	-	2,793,400.00
02/15/2034	1,870,000.00	478,700.00	2,348,700.00	-
08/15/2034	-	441,300.00	441,300.00	-
09/30/2034	-	-	-	2,790,000.00
02/15/2035	1,950,000.00	441,300.00	2,391,300.00	-
08/15/2035	-	402,300.00	402,300.00	-
09/30/2035	-	-	-	2,793,600.00
02/15/2036	2,025,000.00	402,300.00	2,427,300.00	-

Aggregate | 12/12/2022 | 1:58 PM

Specialized Public Finance Inc.
Austin, Texas

Hays County, Texas

\$43,825,000 Limited Tax Bonds, Series 2021

Debt Service Schedule

Part 2 of 3

Date	Principal	Interest	Total P+I	Fiscal Total
08/15/2036	-	361,800.00	361,800.00	-
09/30/2036	-	-	-	2,789,100.00
02/15/2037	2,100,000.00	361,800.00	2,461,800.00	-
08/15/2037	-	330,300.00	330,300.00	-
09/30/2037	-	-	-	2,792,100.00
02/15/2038	2,165,000.00	330,300.00	2,495,300.00	-
08/15/2038	-	297,825.00	297,825.00	-
09/30/2038	-	-	-	2,793,125.00
02/15/2039	2,230,000.00	297,825.00	2,527,825.00	-
08/15/2039	-	264,375.00	264,375.00	-
09/30/2039	-	-	-	2,792,200.00
02/15/2040	2,295,000.00	264,375.00	2,559,375.00	-
08/15/2040	-	229,950.00	229,950.00	-
09/30/2040	-	-	-	2,789,325.00
02/15/2041	2,365,000.00	229,950.00	2,594,950.00	-
08/15/2041	-	194,475.00	194,475.00	-
09/30/2041	-	-	-	2,789,425.00
02/15/2042	2,440,000.00	194,475.00	2,634,475.00	-
08/15/2042	-	157,875.00	157,875.00	-
09/30/2042	-	-	-	2,792,350.00
02/15/2043	2,515,000.00	157,875.00	2,672,875.00	-
08/15/2043	-	120,150.00	120,150.00	-
09/30/2043	-	-	-	2,793,025.00
02/15/2044	2,590,000.00	120,150.00	2,710,150.00	-
08/15/2044	-	81,300.00	81,300.00	-
09/30/2044	-	-	-	2,791,450.00
02/15/2045	2,670,000.00	81,300.00	2,751,300.00	-
08/15/2045	-	41,250.00	41,250.00	-
09/30/2045	-	-	-	2,792,550.00
02/15/2046	2,750,000.00	41,250.00	2,791,250.00	-
09/30/2046	-	-	-	2,791,250.00
Total	\$43,425,000.00	\$20,939,550.00	\$64,364,550.00	-

Aggregate | 12/12/2022 | 1:58 PM

Specialized Public Finance Inc.
Austin, Texas

Hays County, Texas

\$43,825,000 Limited Tax Bonds, Series 2021

Debt Service Schedule

Part 3 of 3

Yield Statistics

Base date for Avg. Life & Avg. Coupon Calculations	9/01/2018
Average Life	18.240 Years
Average Coupon	3.4175489%

Par Amounts Of Selected Issues

2021 \$50mm Ltd Tax Bds (8/31) FINAL	43,425,000.00
TOTAL	43,425,000.00

Hays County, Texas

\$52,090,000 Limited Tax Refunding Bonds, Taxable Series 2021

Debt Service Schedule

Part 1 of 2

Date	Principal	Interest	Total P+I	Fiscal Total
09/30/2022	-	-	-	-
02/15/2023	1,845,000.00	422,053.60	2,267,053.60	-
08/15/2023	-	419,682.78	419,682.78	-
09/30/2023	-	-	-	2,686,736.38
02/15/2024	1,770,000.00	419,682.78	2,189,682.78	-
08/15/2024	-	415,240.08	415,240.08	-
09/30/2024	-	-	-	2,604,922.86
02/15/2025	2,665,000.00	415,240.08	3,080,240.08	-
08/15/2025	-	404,953.18	404,953.18	-
09/30/2025	-	-	-	3,485,193.26
02/15/2026	2,695,000.00	404,953.18	3,099,953.18	-
08/15/2026	-	391,855.48	391,855.48	-
09/30/2026	-	-	-	3,491,808.66
02/15/2027	2,715,000.00	391,855.48	3,106,855.48	-
08/15/2027	-	375,171.80	375,171.80	-
09/30/2027	-	-	-	3,482,027.28
02/15/2028	2,740,000.00	375,171.80	3,115,171.80	-
08/15/2028	-	355,594.50	355,594.50	-
09/30/2028	-	-	-	3,470,766.30
02/15/2029	2,780,000.00	355,594.50	3,135,594.50	-
08/15/2029	-	333,993.90	333,993.90	-
09/30/2029	-	-	-	3,469,588.40
02/15/2030	6,100,000.00	333,993.90	6,433,993.90	-
08/15/2030	-	283,546.90	283,546.90	-
09/30/2030	-	-	-	6,717,540.80
02/15/2031	6,545,000.00	283,546.90	6,828,546.90	-
08/15/2031	-	226,147.25	226,147.25	-
09/30/2031	-	-	-	7,054,694.15
02/15/2032	6,150,000.00	226,147.25	6,376,147.25	-
08/15/2032	-	169,136.75	169,136.75	-
09/30/2032	-	-	-	6,545,284.00
02/15/2033	3,530,000.00	169,136.75	3,699,136.75	-
08/15/2033	-	133,766.15	133,766.15	-
09/30/2033	-	-	-	3,832,902.90
02/15/2034	3,605,000.00	133,766.15	3,738,766.15	-
08/15/2034	-	95,841.55	95,841.55	-
09/30/2034	-	-	-	3,834,607.70
02/15/2035	3,685,000.00	95,841.55	3,780,841.55	-
08/15/2035	-	55,232.85	55,232.85	-
09/30/2035	-	-	-	3,836,074.40
02/15/2036	1,465,000.00	55,232.85	1,520,232.85	-

Aggregate | 12/12/2022 | 2:02 PM

Specialized Public Finance Inc.
Austin, Texas

Hays County, Texas

\$52,090,000 Limited Tax Refunding Bonds, Taxable Series 2021

Debt Service Schedule

Part 2 of 2

Date	Principal	Interest	Total P+I	Fiscal Total
08/15/2036	-	37,989.80	37,989.80	-
09/30/2036	-	-	-	1,558,222.65
02/15/2037	1,500,000.00	37,989.80	1,537,989.80	-
08/15/2037	-	19,434.80	19,434.80	-
09/30/2037	-	-	-	1,557,424.60
02/15/2038	1,540,000.00	19,434.80	1,559,434.80	-
09/30/2038	-	-	-	1,559,434.80
Total	\$51,330,000.00	\$7,857,229.14	\$59,187,229.14	-

Yield Statistics

Base date for Avg. Life & Avg. Coupon Calculations	9/01/2018
Average Life	11.912 Years
Average Coupon	1.8052943%

Par Amounts Of Selected Issues

2021 taxable ref (8/31) FINAL	51,330,000.00
TOTAL	51,330,000.00

Hays County, Texas

\$24,060,000 Limited Tax Bonds, Series 2022

Debt Service Schedule

Part 1 of 2

Date	Principal	Interest	Total P+I	Fiscal Total
12/07/2022	-	-	-	-
08/15/2023	-	767,590.14	767,590.14	-
09/30/2023	-	-	-	767,590.14
02/15/2024	790,000.00	557,121.88	1,347,121.88	-
08/15/2024	-	537,371.88	537,371.88	-
09/30/2024	-	-	-	1,884,493.76
02/15/2025	830,000.00	537,371.88	1,367,371.88	-
08/15/2025	-	516,621.88	516,621.88	-
09/30/2025	-	-	-	1,883,993.76
02/15/2026	870,000.00	516,621.88	1,386,621.88	-
08/15/2026	-	494,871.88	494,871.88	-
09/30/2026	-	-	-	1,881,493.76
02/15/2027	915,000.00	494,871.88	1,409,871.88	-
08/15/2027	-	471,996.88	471,996.88	-
09/30/2027	-	-	-	1,881,868.76
02/15/2028	960,000.00	471,996.88	1,431,996.88	-
08/15/2028	-	447,996.88	447,996.88	-
09/30/2028	-	-	-	1,879,993.76
02/15/2029	1,010,000.00	447,996.88	1,457,996.88	-
08/15/2029	-	422,746.88	422,746.88	-
09/30/2029	-	-	-	1,880,743.76
02/15/2030	1,065,000.00	422,746.88	1,487,746.88	-
08/15/2030	-	396,121.88	396,121.88	-
09/30/2030	-	-	-	1,883,868.76
02/15/2031	1,120,000.00	396,121.88	1,516,121.88	-
08/15/2031	-	368,121.88	368,121.88	-
09/30/2031	-	-	-	1,884,243.76
02/15/2032	1,175,000.00	368,121.88	1,543,121.88	-
08/15/2032	-	338,746.88	338,746.88	-
09/30/2032	-	-	-	1,881,868.76
02/15/2033	1,235,000.00	338,746.88	1,573,746.88	-
08/15/2033	-	307,871.88	307,871.88	-
09/30/2033	-	-	-	1,881,618.76
02/15/2034	1,300,000.00	307,871.88	1,607,871.88	-
08/15/2034	-	275,371.88	275,371.88	-
09/30/2034	-	-	-	1,883,243.76
02/15/2035	1,365,000.00	275,371.88	1,640,371.88	-
08/15/2035	-	241,246.88	241,246.88	-
09/30/2035	-	-	-	1,881,618.76
02/15/2036	1,435,000.00	241,246.88	1,676,246.88	-
08/15/2036	-	205,371.88	205,371.88	-

Aggregate | 12/12/2022 | 2:04 PM

Specialized Public Finance Inc.
Austin, Texas

Hays County, Texas

\$24,060,000 Limited Tax Bonds, Series 2022

Debt Service Schedule

Part 2 of 2

Date	Principal	Interest	Total P+I	Fiscal Total
09/30/2036	-	-	-	1,881,618.76
02/15/2037	1,500,000.00	205,371.88	1,705,371.88	-
08/15/2037	-	175,371.88	175,371.88	-
09/30/2037	-	-	-	1,880,743.76
02/15/2038	1,560,000.00	175,371.88	1,735,371.88	-
08/15/2038	-	144,171.88	144,171.88	-
09/30/2038	-	-	-	1,879,543.76
02/15/2039	1,625,000.00	144,171.88	1,769,171.88	-
08/15/2039	-	111,671.88	111,671.88	-
09/30/2039	-	-	-	1,880,843.76
02/15/2040	1,695,000.00	111,671.88	1,806,671.88	-
08/15/2040	-	76,712.50	76,712.50	-
09/30/2040	-	-	-	1,883,384.38
02/15/2041	1,765,000.00	76,712.50	1,841,712.50	-
08/15/2041	-	39,206.25	39,206.25	-
09/30/2041	-	-	-	1,880,918.75
02/15/2042	1,845,000.00	39,206.25	1,884,206.25	-
09/30/2042	-	-	-	1,884,206.25
Total	\$24,060,000.00	\$12,467,899.68	\$36,527,899.68	-

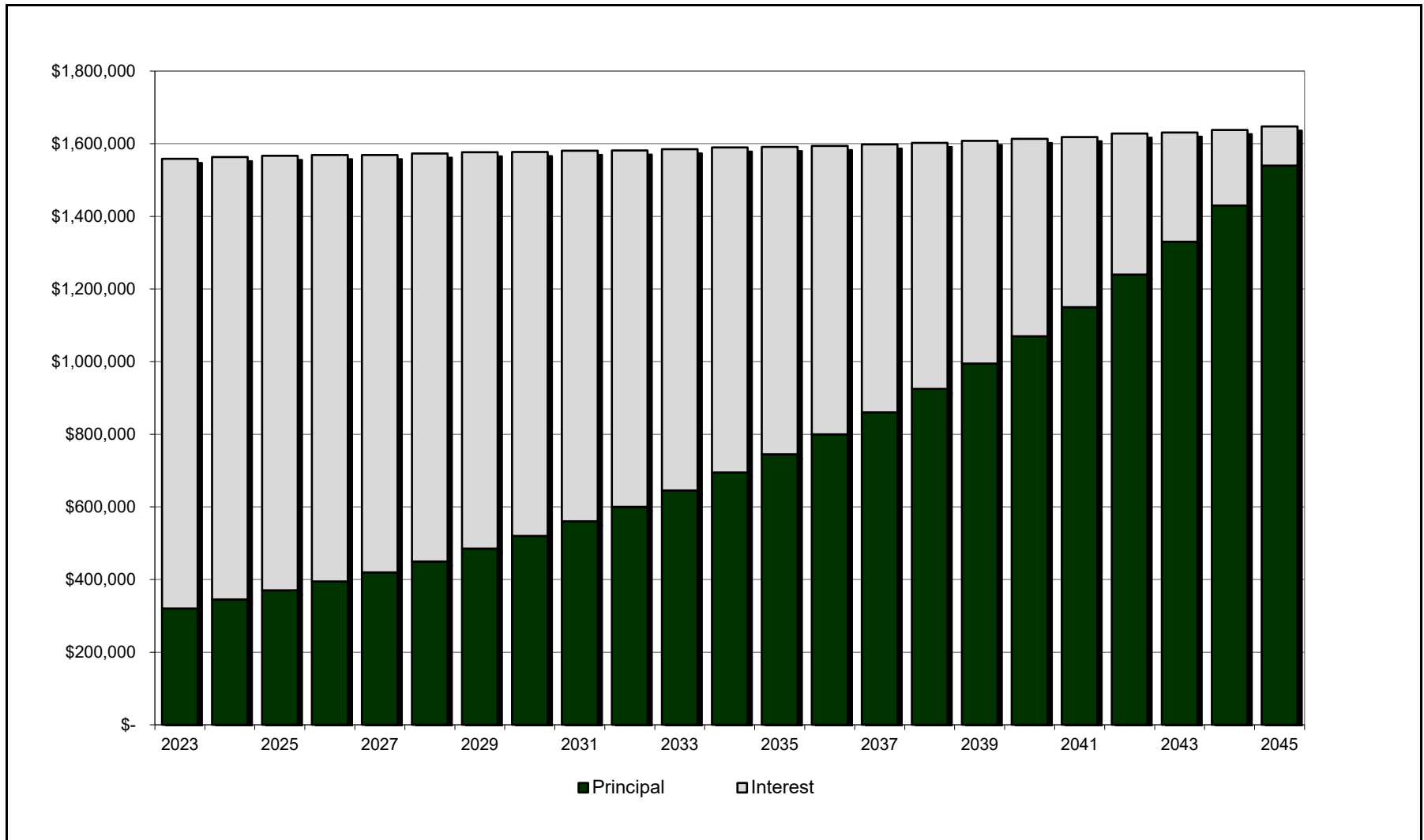
Yield Statistics

Base date for Avg. Life & Avg. Coupon Calculations	9/01/2018
Average Life	15.856 Years
Average Coupon	4.5143387%

Par Amounts Of Selected Issues

2022 \$25mm L/T Bds (11/14) FINAL	24,060,000.00
TOTAL	24,060,000.00

**La Cima Public Improvement District
Major Public Improvement Project
Outstanding Debt as of FY 2023**



Hays County, Texas

\$19,200,000 Special Assessment Revenue Bonds, Series 2015

(La Cima Public Improvement District Major Public Improvement Project)

Debt Service Schedule

Part 1 of 2

Date	Principal	Interest	Total P+I	Fiscal Total
09/30/2022	-	-	-	-
03/15/2023	-	619,212.50	619,212.50	-
09/15/2023	320,000.00	619,212.50	939,212.50	-
09/30/2023	-	-	-	1,558,425.00
03/15/2024	-	609,212.50	609,212.50	-
09/15/2024	345,000.00	609,212.50	954,212.50	-
09/30/2024	-	-	-	1,563,425.00
03/15/2025	-	598,431.25	598,431.25	-
09/15/2025	370,000.00	598,431.25	968,431.25	-
09/30/2025	-	-	-	1,566,862.50
03/15/2026	-	586,868.75	586,868.75	-
09/15/2026	395,000.00	586,868.75	981,868.75	-
09/30/2026	-	-	-	1,568,737.50
03/15/2027	-	574,525.00	574,525.00	-
09/15/2027	420,000.00	574,525.00	994,525.00	-
09/30/2027	-	-	-	1,569,050.00
03/15/2028	-	561,400.00	561,400.00	-
09/15/2028	450,000.00	561,400.00	1,011,400.00	-
09/30/2028	-	-	-	1,572,800.00
03/15/2029	-	545,650.00	545,650.00	-
09/15/2029	485,000.00	545,650.00	1,030,650.00	-
09/30/2029	-	-	-	1,576,300.00
03/15/2030	-	528,675.00	528,675.00	-
09/15/2030	520,000.00	528,675.00	1,048,675.00	-
09/30/2030	-	-	-	1,577,350.00
03/15/2031	-	510,475.00	510,475.00	-
09/15/2031	560,000.00	510,475.00	1,070,475.00	-
09/30/2031	-	-	-	1,580,950.00
03/15/2032	-	490,875.00	490,875.00	-
09/15/2032	600,000.00	490,875.00	1,090,875.00	-
09/30/2032	-	-	-	1,581,750.00
03/15/2033	-	469,875.00	469,875.00	-
09/15/2033	645,000.00	469,875.00	1,114,875.00	-
09/30/2033	-	-	-	1,584,750.00
03/15/2034	-	447,300.00	447,300.00	-
09/15/2034	695,000.00	447,300.00	1,142,300.00	-
09/30/2034	-	-	-	1,589,600.00
03/15/2035	-	422,975.00	422,975.00	-
09/15/2035	745,000.00	422,975.00	1,167,975.00	-
09/30/2035	-	-	-	1,590,950.00
03/15/2036	-	396,900.00	396,900.00	-

Aggregate | 12/12/2022 | 12:45 PM

Specialized Public Finance Inc.
Austin, Texas

Hays County, Texas

\$19,200,000 Special Assessment Revenue Bonds, Series 2015

(La Cima Public Improvement District Major Public Improvement Project)

Debt Service Schedule

Part 2 of 2

Date	Principal	Interest	Total P+I	Fiscal Total
09/15/2036	800,000.00	396,900.00	1,196,900.00	-
09/30/2036	-	-	-	1,593,800.00
03/15/2037	-	368,900.00	368,900.00	-
09/15/2037	860,000.00	368,900.00	1,228,900.00	-
09/30/2037	-	-	-	1,597,800.00
03/15/2038	-	338,800.00	338,800.00	-
09/15/2038	925,000.00	338,800.00	1,263,800.00	-
09/30/2038	-	-	-	1,602,600.00
03/15/2039	-	306,425.00	306,425.00	-
09/15/2039	995,000.00	306,425.00	1,301,425.00	-
09/30/2039	-	-	-	1,607,850.00
03/15/2040	-	271,600.00	271,600.00	-
09/15/2040	1,070,000.00	271,600.00	1,341,600.00	-
09/30/2040	-	-	-	1,613,200.00
03/15/2041	-	234,150.00	234,150.00	-
09/15/2041	1,150,000.00	234,150.00	1,384,150.00	-
09/30/2041	-	-	-	1,618,300.00
03/15/2042	-	193,900.00	193,900.00	-
09/15/2042	1,240,000.00	193,900.00	1,433,900.00	-
09/30/2042	-	-	-	1,627,800.00
03/15/2043	-	150,500.00	150,500.00	-
09/15/2043	1,330,000.00	150,500.00	1,480,500.00	-
09/30/2043	-	-	-	1,631,000.00
03/15/2044	-	103,950.00	103,950.00	-
09/15/2044	1,430,000.00	103,950.00	1,533,950.00	-
09/30/2044	-	-	-	1,637,900.00
03/15/2045	-	53,900.00	53,900.00	-
09/15/2045	1,540,000.00	53,900.00	1,593,900.00	-
09/30/2045	-	-	-	1,647,800.00
Total	\$17,890,000.00	\$18,769,000.00	\$36,659,000.00	-

Yield Statistics

Base date for Avg. Life & Avg. Coupon Calculations	9/01/2018
Average Life	17.904 Years
Average Coupon	6.9589753%

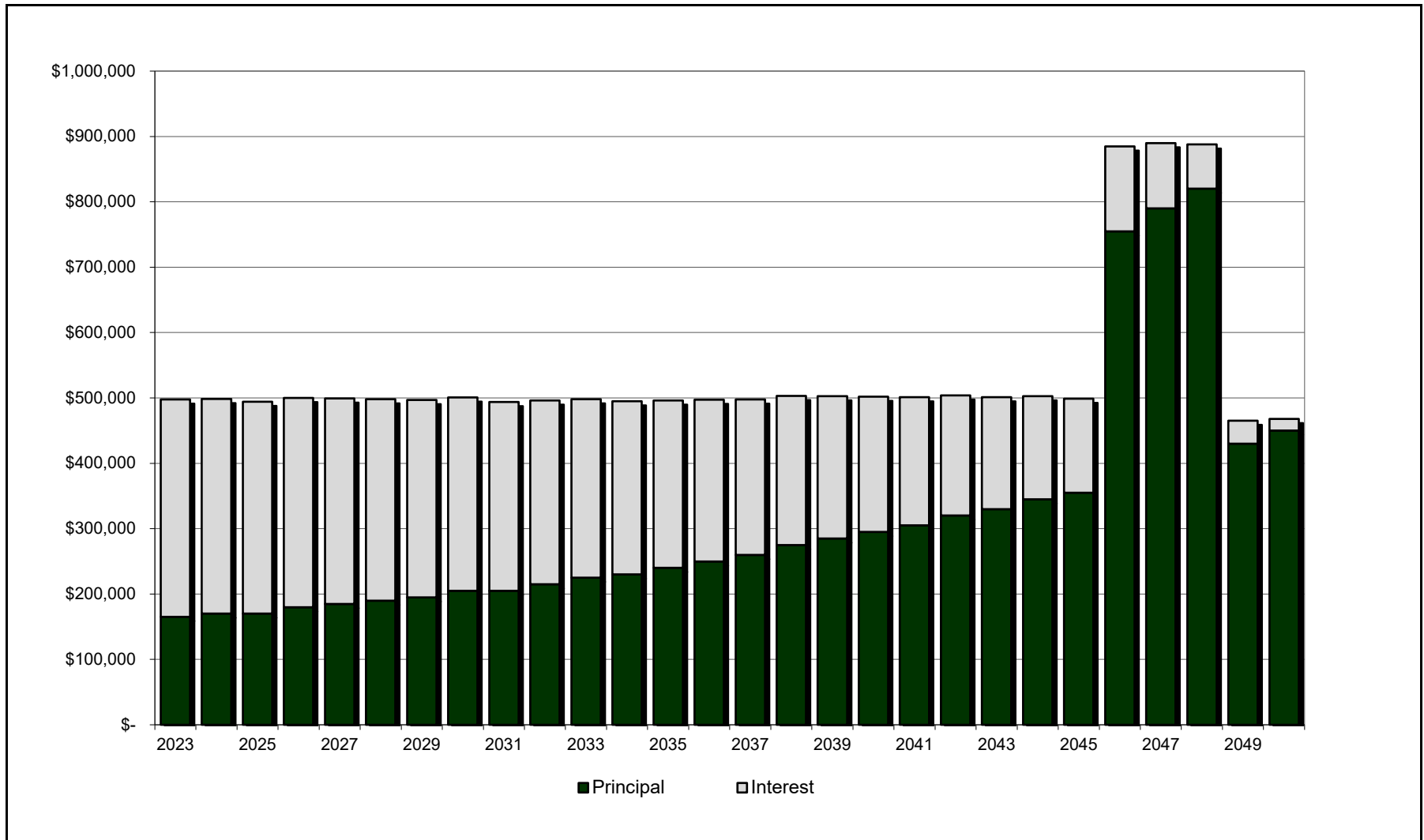
Par Amounts Of Selected Issues

2015 spl assmt rev bonds (7/20) FINAL	17,890,000.00
TOTAL	17,890,000.00

Aggregate | 12/12/2022 | 12:45 PM

Specialized Public Finance Inc.
Austin, Texas

**La Cima Public Improvement District
 Neighborhood Improvement Areas #1-2 Project
 Outstanding Debt as of FY 2023**



Hays County, Texas

\$9,345,000 Special Assessment Revenue Bonds, Series 2020

(La Cima Public Improvement District Neighborhood Improvement Areas 1-2 Project)

Debt Service Schedule

Part 1 of 3

Date	Principal	Interest	Total P+I	Fiscal Total
09/30/2022	-	-	-	-
03/15/2023	-	166,331.25	166,331.25	-
09/15/2023	165,000.00	166,331.25	331,331.25	-
09/30/2023	-	-	-	497,662.50
03/15/2024	-	164,268.75	164,268.75	-
09/15/2024	170,000.00	164,268.75	334,268.75	-
09/30/2024	-	-	-	498,537.50
03/15/2025	-	162,143.75	162,143.75	-
09/15/2025	170,000.00	162,143.75	332,143.75	-
09/30/2025	-	-	-	494,287.50
03/15/2026	-	160,018.75	160,018.75	-
09/15/2026	180,000.00	160,018.75	340,018.75	-
09/30/2026	-	-	-	500,037.50
03/15/2027	-	157,093.75	157,093.75	-
09/15/2027	185,000.00	157,093.75	342,093.75	-
09/30/2027	-	-	-	499,187.50
03/15/2028	-	154,087.50	154,087.50	-
09/15/2028	190,000.00	154,087.50	344,087.50	-
09/30/2028	-	-	-	498,175.00
03/15/2029	-	151,000.00	151,000.00	-
09/15/2029	195,000.00	151,000.00	346,000.00	-
09/30/2029	-	-	-	497,000.00
03/15/2030	-	147,831.25	147,831.25	-
09/15/2030	205,000.00	147,831.25	352,831.25	-
09/30/2030	-	-	-	500,662.50
03/15/2031	-	144,500.00	144,500.00	-
09/15/2031	205,000.00	144,500.00	349,500.00	-
09/30/2031	-	-	-	494,000.00
03/15/2032	-	140,656.25	140,656.25	-
09/15/2032	215,000.00	140,656.25	355,656.25	-
09/30/2032	-	-	-	496,312.50
03/15/2033	-	136,625.00	136,625.00	-
09/15/2033	225,000.00	136,625.00	361,625.00	-
09/30/2033	-	-	-	498,250.00
03/15/2034	-	132,406.25	132,406.25	-
09/15/2034	230,000.00	132,406.25	362,406.25	-
09/30/2034	-	-	-	494,812.50
03/15/2035	-	128,093.75	128,093.75	-
09/15/2035	240,000.00	128,093.75	368,093.75	-
09/30/2035	-	-	-	496,187.50

Aggregate | 12/12/2022 | 12:35 PM

Specialized Public Finance Inc.
Austin, Texas

Hays County, Texas

\$9,345,000 Special Assessment Revenue Bonds, Series 2020

(La Cima Public Improvement District Neighborhood Improvement Areas 1-2 Project)

Debt Service Schedule

Part 2 of 3

Date	Principal	Interest	Total P+I	Fiscal Total
03/15/2036	-	123,593.75	123,593.75	-
09/15/2036	250,000.00	123,593.75	373,593.75	-
09/30/2036	-	-	-	497,187.50
03/15/2037	-	118,906.25	118,906.25	-
09/15/2037	260,000.00	118,906.25	378,906.25	-
09/30/2037	-	-	-	497,812.50
03/15/2038	-	114,031.25	114,031.25	-
09/15/2038	275,000.00	114,031.25	389,031.25	-
09/30/2038	-	-	-	503,062.50
03/15/2039	-	108,875.00	108,875.00	-
09/15/2039	285,000.00	108,875.00	393,875.00	-
09/30/2039	-	-	-	502,750.00
03/15/2040	-	103,531.25	103,531.25	-
09/15/2040	295,000.00	103,531.25	398,531.25	-
09/30/2040	-	-	-	502,062.50
03/15/2041	-	98,000.00	98,000.00	-
09/15/2041	305,000.00	98,000.00	403,000.00	-
09/30/2041	-	-	-	501,000.00
03/15/2042	-	91,900.00	91,900.00	-
09/15/2042	320,000.00	91,900.00	411,900.00	-
09/30/2042	-	-	-	503,800.00
03/15/2043	-	85,500.00	85,500.00	-
09/15/2043	330,000.00	85,500.00	415,500.00	-
09/30/2043	-	-	-	501,000.00
03/15/2044	-	78,900.00	78,900.00	-
09/15/2044	345,000.00	78,900.00	423,900.00	-
09/30/2044	-	-	-	502,800.00
03/15/2045	-	72,000.00	72,000.00	-
09/15/2045	355,000.00	72,000.00	427,000.00	-
09/30/2045	-	-	-	499,000.00
03/15/2046	-	64,900.00	64,900.00	-
09/15/2046	755,000.00	64,900.00	819,900.00	-
09/30/2046	-	-	-	884,800.00
03/15/2047	-	49,800.00	49,800.00	-
09/15/2047	790,000.00	49,800.00	839,800.00	-
09/30/2047	-	-	-	889,600.00
03/15/2048	-	34,000.00	34,000.00	-
09/15/2048	820,000.00	34,000.00	854,000.00	-
09/30/2048	-	-	-	888,000.00
03/15/2049	-	17,600.00	17,600.00	-

Aggregate | 12/12/2022 | 12:35 PM

Hays County, Texas

\$9,345,000 Special Assessment Revenue Bonds, Series 2020

(La Cima Public Improvement District Neighborhood Improvement Areas 1-2 Project)

Debt Service Schedule

Part 3 of 3

Date	Principal	Interest	Total P+I	Fiscal Total
09/15/2049	430,000.00	17,600.00	447,600.00	-
09/30/2049	-	-	-	465,200.00
03/15/2050	-	9,000.00	9,000.00	-
09/15/2050	450,000.00	9,000.00	459,000.00	-
09/30/2050	-	-	-	468,000.00
Total	\$8,840,000.00	\$6,231,187.50	\$15,071,187.50	-

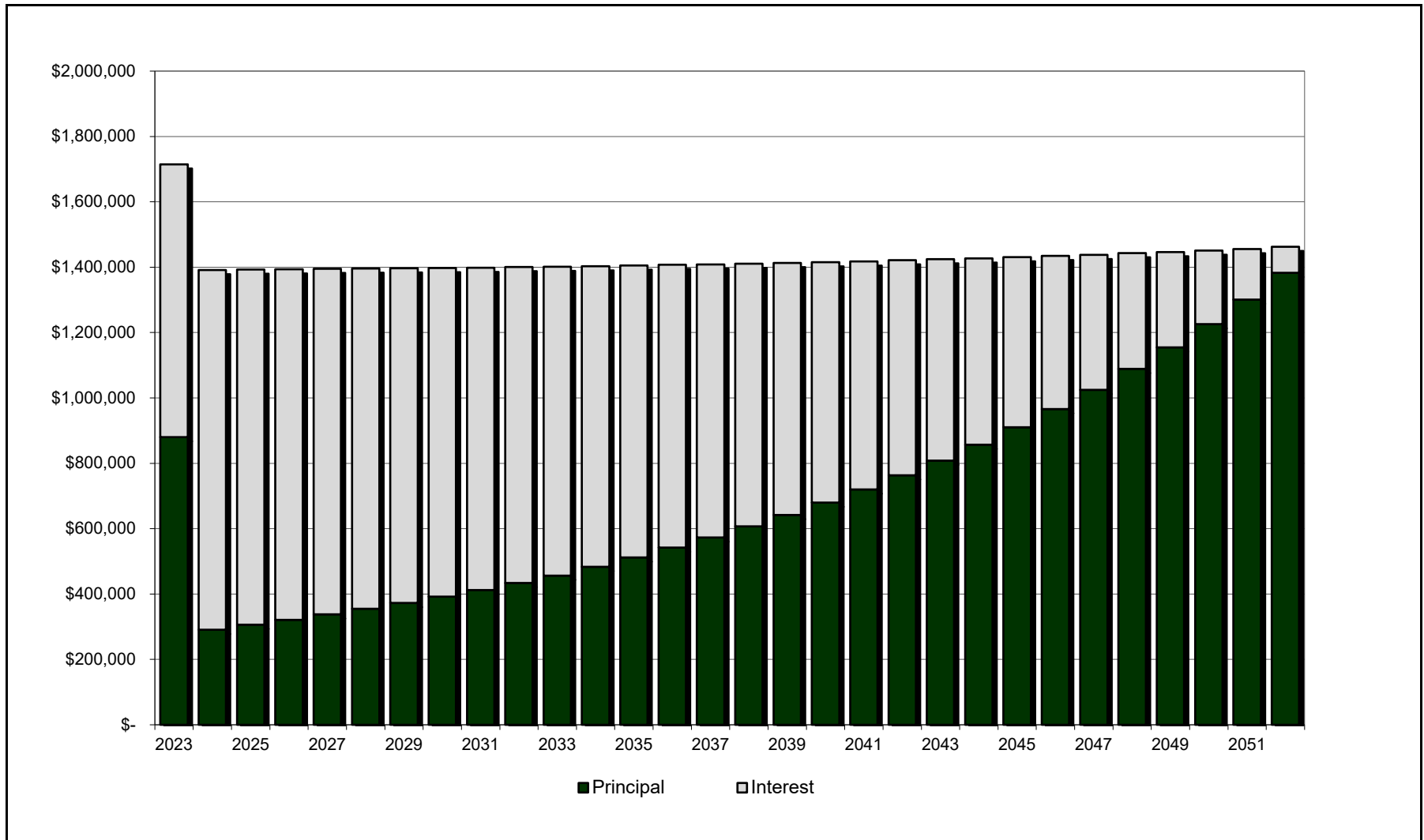
Yield Statistics

Base date for Avg. Life & Avg. Coupon Calculations	9/01/2018
Average Life	21.059 Years
Average Coupon	3.8706563%

Par Amounts Of Selected Issues

2020 spl assmt rev NIA 1&2 (10/19) final -Neighborhood Improvement Area #1	3,640,000.00
2020 spl assmt rev NIA 1&2 (10/19) final -Neighborhood Improvement Area #2	5,200,000.00
TOTAL	8,840,000.00

**La Cima Public Improvement District
 Neighborhood Improvement Areas #3 Project
 Outstanding Debt as of FY 2023**



Hays County, Texas

\$20,800,000 Special Assessment Revenue Bonds, Series 2022

(La Cima Public Improvement District Neighborhood Improvement Area #3 Project)

Callable @ Par Beginning September 15, 2031

Debt Service Schedule

Part 1 of 3

Date	Principal	Interest	Total P+I	Fiscal Total
12/22/2022	-	-	-	-
03/15/2023	-	263,407.99	263,407.99	-
09/15/2023	880,000.00	571,246.25	1,451,246.25	-
09/30/2023	-	-	-	1,714,654.24
03/15/2024	-	550,346.25	550,346.25	-
09/15/2024	291,000.00	550,346.25	841,346.25	-
09/30/2024	-	-	-	1,391,692.50
03/15/2025	-	543,435.00	543,435.00	-
09/15/2025	306,000.00	543,435.00	849,435.00	-
09/30/2025	-	-	-	1,392,870.00
03/15/2026	-	536,167.50	536,167.50	-
09/15/2026	321,000.00	536,167.50	857,167.50	-
09/30/2026	-	-	-	1,393,335.00
03/15/2027	-	528,543.75	528,543.75	-
09/15/2027	338,000.00	528,543.75	866,543.75	-
09/30/2027	-	-	-	1,395,087.50
03/15/2028	-	520,516.25	520,516.25	-
09/15/2028	355,000.00	520,516.25	875,516.25	-
09/30/2028	-	-	-	1,396,032.50
03/15/2029	-	511,863.13	511,863.13	-
09/15/2029	373,000.00	511,863.13	884,863.13	-
09/30/2029	-	-	-	1,396,726.26
03/15/2030	-	502,771.25	502,771.25	-
09/15/2030	392,000.00	502,771.25	894,771.25	-
09/30/2030	-	-	-	1,397,542.50
03/15/2031	-	493,216.25	493,216.25	-
09/15/2031	412,000.00	493,216.25	905,216.25	-
09/30/2031	-	-	-	1,398,432.50
03/15/2032	-	483,173.75	483,173.75	-
09/15/2032	434,000.00	483,173.75	917,173.75	-
09/30/2032	-	-	-	1,400,347.50
03/15/2033	-	472,595.00	472,595.00	-
09/15/2033	456,000.00	472,595.00	928,595.00	-
09/30/2033	-	-	-	1,401,190.00
03/15/2034	-	460,055.00	460,055.00	-
09/15/2034	483,000.00	460,055.00	943,055.00	-
09/30/2034	-	-	-	1,403,110.00
03/15/2035	-	446,772.50	446,772.50	-
09/15/2035	512,000.00	446,772.50	958,772.50	-
09/30/2035	-	-	-	1,405,545.00
03/15/2036	-	432,692.50	432,692.50	-

Aggregate | 12/12/2022 | 12:30 PM

Specialized Public Finance Inc.
Austin, Texas

Hays County, Texas

\$20,800,000 Special Assessment Revenue Bonds, Series 2022

(La Cima Public Improvement District Neighborhood Improvement Area #3 Project)

Callable @ Par Beginning September 15, 2031

Debt Service Schedule

Part 2 of 3

Date	Principal	Interest	Total P+I	Fiscal Total
09/15/2036	542,000.00	432,692.50	974,692.50	-
09/30/2036	-	-	-	1,407,385.00
03/15/2037	-	417,787.50	417,787.50	-
09/15/2037	573,000.00	417,787.50	990,787.50	-
09/30/2037	-	-	-	1,408,575.00
03/15/2038	-	402,030.00	402,030.00	-
09/15/2038	607,000.00	402,030.00	1,009,030.00	-
09/30/2038	-	-	-	1,411,060.00
03/15/2039	-	385,337.50	385,337.50	-
09/15/2039	642,000.00	385,337.50	1,027,337.50	-
09/30/2039	-	-	-	1,412,675.00
03/15/2040	-	367,682.50	367,682.50	-
09/15/2040	680,000.00	367,682.50	1,047,682.50	-
09/30/2040	-	-	-	1,415,365.00
03/15/2041	-	348,982.50	348,982.50	-
09/15/2041	720,000.00	348,982.50	1,068,982.50	-
09/30/2041	-	-	-	1,417,965.00
03/15/2042	-	329,182.50	329,182.50	-
09/15/2042	763,000.00	329,182.50	1,092,182.50	-
09/30/2042	-	-	-	1,421,365.00
03/15/2043	-	308,200.00	308,200.00	-
09/15/2043	808,000.00	308,200.00	1,116,200.00	-
09/30/2043	-	-	-	1,424,400.00
03/15/2044	-	284,970.00	284,970.00	-
09/15/2044	857,000.00	284,970.00	1,141,970.00	-
09/30/2044	-	-	-	1,426,940.00
03/15/2045	-	260,331.25	260,331.25	-
09/15/2045	910,000.00	260,331.25	1,170,331.25	-
09/30/2045	-	-	-	1,430,662.50
03/15/2046	-	234,168.75	234,168.75	-
09/15/2046	966,000.00	234,168.75	1,200,168.75	-
09/30/2046	-	-	-	1,434,337.50
03/15/2047	-	206,396.25	206,396.25	-
09/15/2047	1,025,000.00	206,396.25	1,231,396.25	-
09/30/2047	-	-	-	1,437,792.50
03/15/2048	-	176,927.50	176,927.50	-
09/15/2048	1,089,000.00	176,927.50	1,265,927.50	-
09/30/2048	-	-	-	1,442,855.00
03/15/2049	-	145,618.75	145,618.75	-
09/15/2049	1,155,000.00	145,618.75	1,300,618.75	-
09/30/2049	-	-	-	1,446,237.50

Aggregate | 12/12/2022 | 12:30 PM

Specialized Public Finance Inc.
Austin, Texas

Hays County, Texas

\$20,800,000 Special Assessment Revenue Bonds, Series 2022

(La Cima Public Improvement District Neighborhood Improvement Area #3 Project)

Callable @ Par Beginning September 15, 2031

Debt Service Schedule

Part 3 of 3

Date	Principal	Interest	Total P+I	Fiscal Total
03/15/2050	-	112,412.50	112,412.50	-
09/15/2050	1,226,000.00	112,412.50	1,338,412.50	-
09/30/2050	-	-	-	1,450,825.00
03/15/2051	-	77,165.00	77,165.00	-
09/15/2051	1,301,000.00	77,165.00	1,378,165.00	-
09/30/2051	-	-	-	1,455,330.00
03/15/2052	-	39,761.25	39,761.25	-
09/15/2052	1,383,000.00	39,761.25	1,422,761.25	-
09/30/2052	-	-	-	1,462,522.50
Total	\$20,800,000.00	\$21,992,858.00	\$42,792,858.00	-

Yield Statistics

Base date for Avg. Life & Avg. Coupon Calculations	9/01/2018
Average Life	23.046 Years
Average Coupon	5.6148932%

Par Amounts Of Selected Issues

2022 spl assmt rev NIA #3 (12/5) FINAL	20,800,000.00
TOTAL	20,800,000.00