

HAYS COUNTY TREASURER'S REPORT

FOR THE MONTH OF SEPTEMBER 2012

CHECKING

OPERATING FUNDS:	BEGINNING BALANCE	Interest	Revenues	Deposits From Investments	Disbursements	Transfer to Investments	ENDING BALANCE	Total Investments	TOTAL FUND
General	\$ 73,602.29	\$ 24.28	\$ 2,000,530.69	\$ 11,930,000.00	\$ 3,956,678.69	\$ 10,000,000.00	\$ 47,478.57	\$ 31,125,933.11	\$ 31,173,411.68
Road and Bridge General	\$ 27,466.96	4.43	\$ 143,342.90	\$ 444,614.28	\$ 594,013.27	-	\$ 21,415.30	\$ 1,463,702.57	\$ 1,485,117.87
Medical and Dental Fund	\$ 4.58	2.16	492,007.08	\$ 3,009,001.00	\$ 501,011.66	\$ 3,000,000.00	\$ 3.16	\$ 5,163,387.57	\$ 5,163,390.73
Sheriff's Drug Forfeiture	\$ 1.00	-	-	\$ 198.40	198.40	-	\$ 1.00	\$ 172,270.47	\$ 172,271.47
District Attorney Drug Forfeiture	\$ 238.09	-	\$ 907.54	\$ 1,671.96	\$ 2,814.14	\$ 2.45	\$ 1.00	\$ 91,183.50	\$ 91,184.50
Hot Check Fee Fund	\$ 17,728.63	-	2,312.34	-	\$ 756.62	-	\$ 19,284.35	-	\$ 19,284.35
Family Health Services	\$ 1,222.33	2.03	\$ 132,522.82	-	\$ 132,929.01	-	\$ 818.17	\$ 2,195.87	\$ 3,014.04
Juvenile Detention Center	\$ 203,224.58	30.43	309,864.56	-	\$ 364,427.68	\$ 121,780.49	\$ 26,911.40	\$ 121,833.64	\$ 148,745.04
Tobacco Settlement Fund	\$ 1.00	-	-	\$ 50,000.00	\$ 50,000.00	-	\$ 1.00	\$ 527,549.49	\$ 527,550.49
Historical Commission Trust Fund	\$ 1.00	-	\$ 34.00	-	-	\$ 34.00	\$ 1.00	\$ 27,524.53	\$ 27,525.53

CONSTRUCTION FUNDS:

Certificates of Obligation 1997	\$ 0.01	-	-	-	-	-	\$ 0.01	-	\$ 0.01
Road Construction Bond 2006	\$ 1.00	-	-	\$ 3,006.25	\$ 3,006.25	-	\$ 1.00	\$ 1,535,116.00	\$ 1,535,117.00
Certificates of Obligation 2009	\$ 1,891.00	-	-	\$ 50,676.60	\$ 50,676.60	\$ 1,890.00	\$ 1.00	\$ 164,594.65	\$ 164,595.65
Road Construction Bond 2009	\$ 1.00	-	-	-	-	-	\$ 1.00	\$ 1.32	\$ 2.32
Pass Thru Revenue Bond 2009	\$ 1.00	-	-	\$ 996,521.81	\$ 996,521.81	-	\$ 1.00	\$ 6,493,235.27	\$ 6,493,236.27
Certificates of Obligation 2010	\$ 1.00	-	-	\$ 12,631.25	\$ 12,631.25	-	\$ 1.00	\$ 11,307,682.53	\$ 11,307,683.53
Parks Bond 2011	\$ 1.00	-	\$ 6,466.39	\$ 2,000,000.00	\$ 250.00	\$ 2,006,216.39	\$ 1.00	\$ 6,858,179.70	\$ 6,858,180.70
Priority Road Bond Series 2011	\$ 1.00	-	-	\$ 5,154,428.93	\$ 154,428.93	\$ 5,000,000.00	\$ 1.00	\$ 21,508,339.18	\$ 21,508,340.18
Pass Thru Road Bond Series 2011	\$ 1.00	-	-	\$ 14,000,000.00	-	\$ 14,000,000.00	\$ 1.00	\$ 43,059,039.14	\$ 43,059,040.14
TCDP Disaster Relief Blanco	\$ -	-	-	-	-	-	-	-	-
LCRA Service Fee Fund	\$ 1.00	-	\$ 5,260.75	\$ 35,290.25	\$ 40,551.00	-	\$ 1.00	\$ 183,682.24	\$ 183,683.24
SECO Energy Eff & Conservation	\$ -	-	-	-	-	-	-	-	-
Cedar Oaks Mesa	\$ -	-	-	-	-	-	-	-	-

INTEREST AND SINKING FUNDS:

Hays County I & S	\$ 2.13	\$ 15.30	\$ 1,026,674.99	\$ 2,000,000.00	-	\$ 3,026,676.12	\$ 16.30	\$ 5,791,372.64	\$ 5,791,388.94
GRAND TOTALS:	\$ 325,391.60	\$ 78.63	\$ 4,119,924.06	\$ 39,688,040.73	\$ 6,860,895.31	\$ 37,156,599.45	\$ 115,940.26	\$ 135,596,823.42	\$ 135,712,763.68

Transfers Outstanding:

General Fund to Cedar Oaks Mesa	\$ 43,315.76
General Fund to Juvenile Center	\$ 568,851.28
General Fund to SECO	\$ 42,250.00

Hays County Treasurer's Investment Report

For September 2012

SAGE CAPITAL BANK CHECKING

Description	8/31/12 Balance	Interest	Deposits	Debits	9/30/12 Balance
All Funds (see Page 1)	\$ 325,391.60	78.63	43,807,964.79	44,017,494.76	115,940.26

TEXPOOL

Description	8/31/12 Balance	Interest	Deposits	Debits	9/30/12 Balance
General	\$ 18,154,824.82	2,121.10	70,083.11	11,930,000.00	6,297,029.03
Road and Bridge General	\$ 360,214.89	29.96	7,938.07	280,081.87	88,101.05
Medical and Dental Fund	\$ 5,170,310.22	618.30	-	3,009,001.00	2,161,927.52
Sheriff's Drug Forfeiture	\$ 172,446.61	22.26	-	198.40	172,270.47
D.A. Drug Forfeiture	\$ 92,778.33	12.00	2.45	1,671.96	91,120.82
Health Services Grants	\$ 1,735.87	0.30	-	-	1,736.17
Juvenile Center	\$ 51.65	1.50	121,780.49	-	121,833.64
Tobacco Settlement Fund	\$ 577,480.12	69.37	-	50,000.00	527,549.49
Historical Commission Trust	\$ 20,243.30	2.59	34.00	-	20,279.89
Road Construction 2006	\$ 1,537,923.76	198.49	-	3,006.25	1,535,116.00
Certificates of Obligation '09	\$ 1,250.58	0.29	1,890.00	-	3,140.87
Road Construction Bond 2009	\$ 0.21	-	-	-	0.21
Pass Thru Revenue 2009	\$ 1,653.47	0.30	-	-	1,653.77
Certificates of Obligation '10	\$ 11,318,852.76	1,461.02	-	12,631.25	11,307,682.53
Parks Bond 2011	\$ 6,851,063.21	852.47	6,216.39	2,000,000.00	4,858,132.07
Priority Road Bond Series 2011	\$ 21,659,948.63	2,700.44	-	5,154,428.93	16,508,220.14
Pass Thru Road Bond Series 20	\$ 43,053,451.75	5,349.31	-	14,000,000.00	29,058,801.06
LCRA Service Fee Fund	\$ 218,944.71	27.78	-	35,290.25	183,682.24
Hays County I & S	\$ 2,553,446.65	298.93	20,169.92	2,000,000.00	573,915.50
All Funds	111,746,621.54	13,766.41	228,114.43	38,476,309.91	73,512,192.47

ICT Funds Management

Description	8/31/12 Balance	Interest	Deposits	Debits	9/30/12 Balance
General	\$ 9,040,906.60	222.90	-	-	9,041,129.50
Certificates of Obligation '09	\$ 20,698.66	0.55	-	-	20,699.21
Pass Thru Revenue 2009	\$ 6,568,873.56	151.96	-	506,542.76	6,062,482.76
All Funds	15,630,478.82	375.41	-	506,542.76	15,124,311.47

NAV 1.00

0.2300%

CLASS - MBIA

Description	8/31/12 Balance	Interest	Deposits	Debits	9/30/12 Balance
General	\$ 2,217,575.94	417.60	-	-	2,217,993.54
Certificates of Obligation '09	\$ 185,992.81	31.62	-	50,676.60	135,347.83
Pass Thru Revenue 2009	\$ 916,881.84	147.05	-	489,979.05	427,049.84
Road Construction Bond 2011	\$ -	119.04	5,000,000.00	-	5,000,119.04
Pass Thru Revenue 2011	\$ -	238.08	10,000,000.00	-	10,000,238.08
Parks Bond 2011	\$ -	47.63	2,000,000.00	-	2,000,047.63
All Funds	3,320,450.59	1,001.02	17,000,000.00	540,655.65	19,780,795.96

Description	8/31/12 Balance	Interest	Deposits	Debits	9/30/12 Balance
General	\$ 754,703.18	340.56	10,000,000.00	-	10,755,043.74
Road and Bridge General	\$ 1,539,885.35	248.58	-	164,532.41	1,375,601.52
Medical and Dental Fund	\$ 1,394.18	65.87	3,000,000.00	-	3,001,460.05
D.A. Drug Forfeiture	\$ 62.68	-	-	-	62.68
Health Services Grants	\$ 36.74	-	-	-	36.74
Family Health Services	\$ 422.91	0.05	-	-	422.96
Historical Commission Trust	\$ 7,243.45	1.19	-	-	7,244.64
Certificates of Obligation '09	\$ 5,405.85	0.89	-	-	5,406.74
Road Construction 2009	\$ 1.11	-	-	-	1.11
Pass Thru Revenue 2009	\$ 2,048.60	0.30	-	-	2,048.90
Hays County I & S	\$ 1,940,467.05	374.00	3,026,676.12	-	4,967,517.17
All Funds	4,251,671.10	1,031.44	16,026,676.12	164,532.41	20,114,846.25

TREASURY BILLS AND NOTES

Description	Price	Yield/ Maturity	Balances 8/31/12		Balances 9/30/12	
			Par Value	Book Value	Par Value	Book Value
9127955G2	99.976	.096 10/18/12	250,000.00	249,939.97	250,000.00	249,939.97
		Hays County I & S	250,000.00	249,939.97	250,000.00	249,939.97
9127956N6	99.976	.096 10/25/12	500,000.00	499,879.93	500,000.00	499,879.93
		General	500,000.00	499,898.89	500,000.00	499,898.89
9127956T3	99.7317	.0106 11/23/12	100,000.00	99,973.17	100,000.00	99,973.17
		General	100,000.00	99,973.17	100,000.00	99,973.17
9127956U0	99.9735	.106 11/30/12	200,000.00	199,946.92	200,000.00	199,946.92
		General	200,000.00	199,946.92	200,000.00	199,946.92
TOTAL			1,050,000.00	1,049,739.99	1,050,000.00	1,049,739.99

LINKED DEPOSIT PROGRAM CERTIFICATES OF DEPOSITS

Description	Fund	Yield/ Maturity	Balances 8/31/12		Transactions		Balances 9/30/12	
			Par Value	Book Value	Purchases	Maturities	Par Value	Book Value
Security State Bank	General	2.56% 1/4/13	4,959.85	4,959.85			4,959.85	4,959.85
Security State Bank	General	2.99% 1/4/13	4,805.25	4,805.25			4,805.25	4,805.25
Security State Bank	General	2.99% 1/4/13	5,172.18	5,172.18			5,172.18	5,172.18
TOTAL			14,937.28	14,937.28	-	-	14,937.28	14,937.28

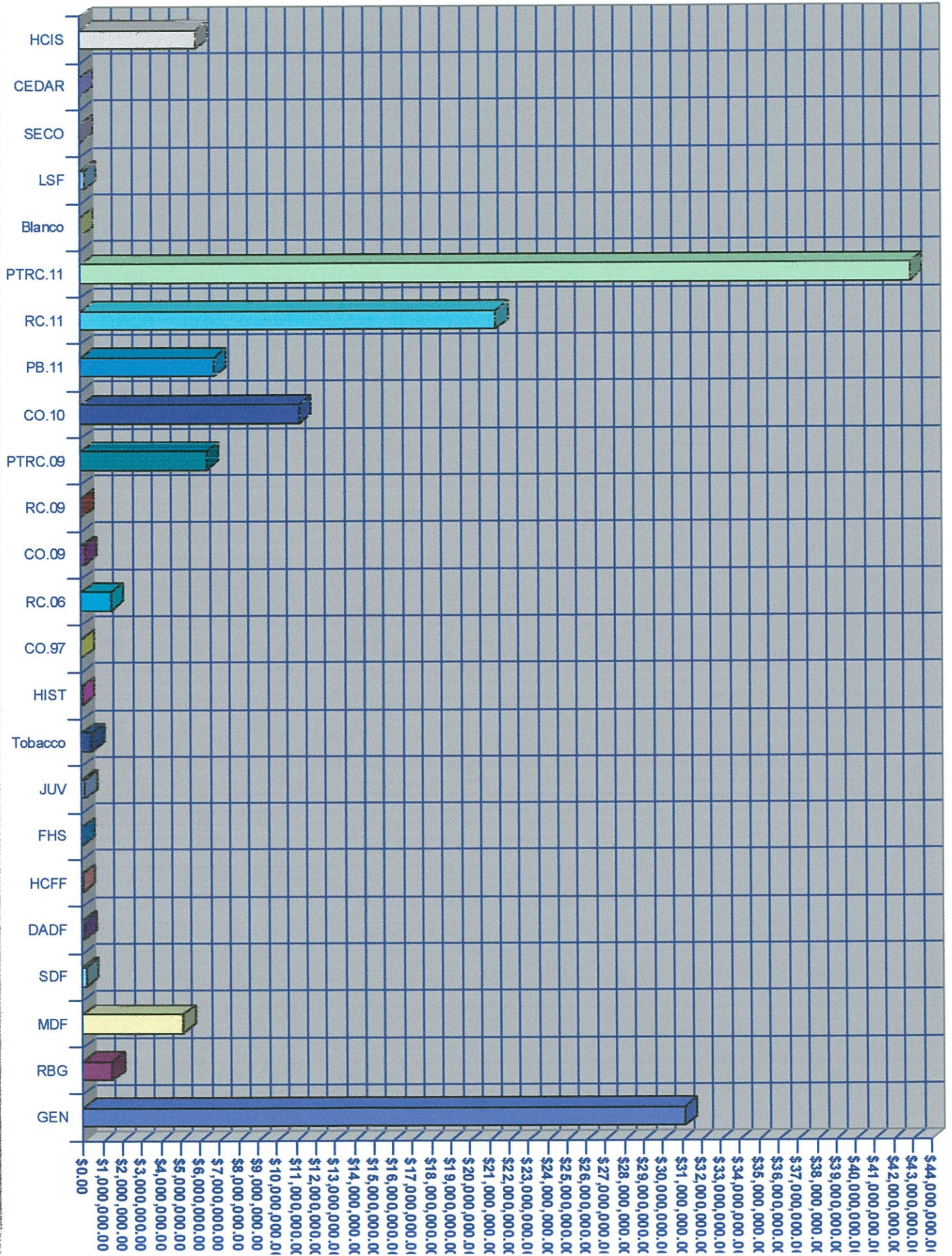
CERTIFICATES OF DEPOSITS

Description	Fund	Yield/ Maturity	Balances 8/31/12		Transactions		Balances 9/30/12	
			Par Value	Book Value	Purchases	Maturities	Par Value	Book Value
Pioneer Bank	General	.65% 1/20/13	2,000,000.00	2,000,000.00			2,000,000.00	2,000,000.00
Broadway Bank	PTRC 11	.30% 3/27/13	2,000,000.00	2,000,000.00	4,000,000.00		4,000,000.00	4,000,000.00
TOTAL			4,000,000.00	4,000,000.00	4,000,000.00	-	6,000,000.00	6,000,000.00
TOTAL Fund Balances						135,712,763.68		

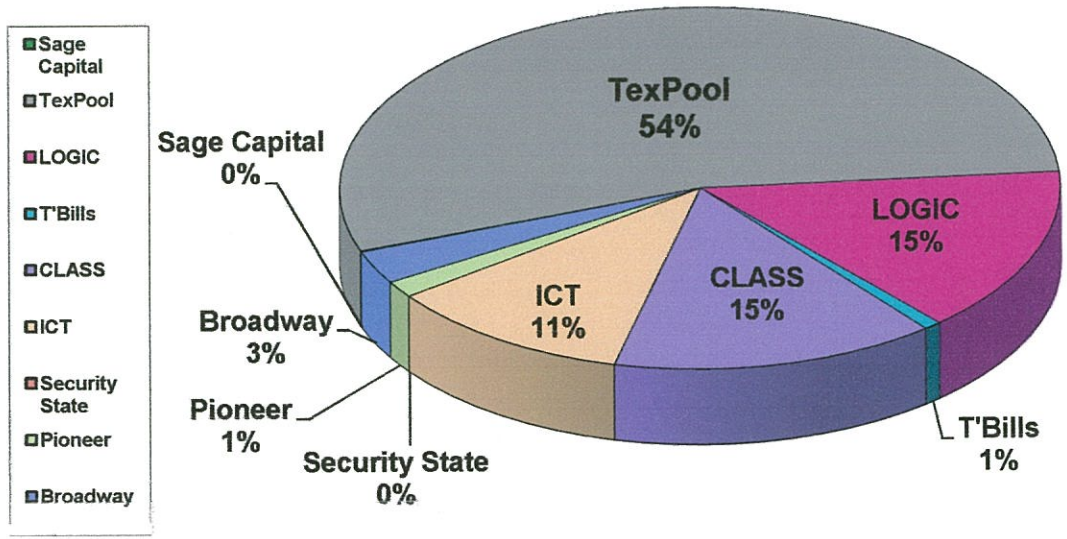
BENCHMARK

CURRENT 90 DAY TREASURY BILL YIELDING .086%

Fund balances for 9/30/12




INVESTMENT ALLOCATION TOTALS
SEPTEMBER 2012



All maturity dates are less than 180 days. The Treasurer's Office invests with prudence to keep security and liquidity as the primary goals. The strategy used for each fund is based on the terms described in the Hays County Investment Policy. The Treasurer's Office strictly adheres to all laws and statutes concerning the investment of public funds.



Bill Herzog, Hays County Auditor



Michele Tuttle, Hays County Treasurer



Britney Richey, Assistant Hays County Treasurer