

HAYS COUNTY TREASURER'S REPORT

FOR THE MONTH OF MARCH 2015

CHECKING

OPERATING FUNDS:	BEGINNING	Interest	Revenues	Deposits	Disbursements	Transfer to	ENDING	Total	TOTAL
	BALANCE			From Investments		Investments	BALANCE	Investments	FUND
General	\$ 28,021.08	\$ 14.16	\$ 4,762,502.33	\$ 345,000.00	\$ 5,113,590.08	\$ -	\$ 21,947.49	\$ 58,761,851.89	\$ 58,783,799.38
Road and Bridge General	\$ 25,697.86	\$ 4.87	\$ 162,871.22	\$ 667,373.19	\$ 855,941.27	\$ -	\$ 5.87	\$ 5,718,916.35	\$ 5,718,922.22
Medical and Dental Fund	\$ 2.57	\$ -	\$ 814,600.43	\$ -	\$ 814,602.00	\$ -	\$ 1.00	\$ 9,316,960.17	\$ 9,316,961.17
Sheriff's Drug Forfeiture	\$ 1.00	\$ -	\$ 20,133.01	\$ -	\$ 219.45	\$ -	\$ 19,914.56	\$ 118,378.11	\$ 138,292.67
District Attorney Drug Forfeiture	\$ 1.00	\$ -	\$ 2,186.52	\$ 600.56	\$ 2,490.56	\$ -	\$ 297.52	\$ 27,744.25	\$ 28,041.77
Hot Check Fee Fund	\$ 30,623.86	\$ -	\$ 1,883.44	\$ -	\$ 2,598.61	\$ -	\$ 29,908.69	\$ -	\$ 29,908.69
Family Health Services	\$ 7.47	\$ 0.93	\$ 44,505.00	\$ 15,704.09	\$ 60,215.56	\$ -	\$ 1.93	\$ 53,044.20	\$ 53,046.13
Juvenile Detention Center	\$ 90,504.60	\$ 19.23	\$ 689,833.33	\$ -	\$ 716,194.90	\$ -	\$ 64,162.26	\$ 1.29	\$ 64,163.55
Tobacco Settlement Fund	\$ 1.00	\$ -	\$ -	\$ -	\$ -	\$ -	\$ 1.00	\$ 473,243.54	\$ 473,244.54
Historical Commission Trust Fund	\$ 1.00	\$ -	\$ 45.00	\$ 6,443.00	\$ 6,488.00	\$ -	\$ 1.00	\$ 20,667.63	\$ 20,668.63

CONSTRUCTION FUNDS:

Certificates of Obligation 1997	\$ 0.01	\$ -	\$ -	\$ -	\$ -	\$ -	\$ 0.01	\$ -	\$ 0.01
Road Construction Bond 2006	\$ 1.00	\$ -	\$ -	\$ -	\$ -	\$ -	\$ 1.00	\$ 735,364.05	\$ 735,365.05
Certificates of Obligation 2009	\$ 1.00	\$ -	\$ -	\$ -	\$ -	\$ -	\$ 1.00	\$ 457,299.13	\$ 457,300.13
Pass Thru Revenue Bond 2009	\$ 1.27	\$ -	\$ -	\$ -	\$ -	\$ -	\$ 1.27	\$ 0.30	\$ 1.57
Certificates of Obligation 2010	\$ 1.00	\$ -	\$ -	\$ -	\$ -	\$ -	\$ 1.00	\$ -	\$ 1.00
Parks Bond 2011	\$ 1.00	\$ -	\$ -	\$ -	\$ -	\$ -	\$ 1.00	\$ 3,446,068.30	\$ 3,446,069.30
Priority Road Bond Series 2011	\$ 1.00	\$ -	\$ -	\$ 169,737.80	\$ 169,737.80	\$ -	\$ 1.00	\$ 8,791,978.46	\$ 8,791,979.46
Pass Thru Road Bond Series 2011	\$ 4.60	\$ -	\$ -	\$ 1,705,475.02	\$ 1,705,478.56	\$ -	\$ 1.06	\$ 2,318,793.09	\$ 2,318,794.15
Pass Thru Road Bond Series 2013	\$ -	\$ -	\$ -	\$ -	\$ -	\$ -	\$ -	\$ 25,531,280.80	\$ 25,531,280.80
Limited Tax Notes Series 2013	\$ 1.00	\$ -	\$ -	\$ -	\$ -	\$ -	\$ 1.00	\$ 541.29	\$ 542.29
TCDP Disaster Relief Blanco	\$ -	\$ -	\$ -	\$ -	\$ -	\$ -	\$ -	\$ -	\$ -
LCRA Service Fee Fund	\$ 1.00	\$ -	\$ -	\$ -	\$ -	\$ -	\$ 1.00	\$ 215,852.13	\$ 215,853.13
SECO Energy Eff & Conservation	\$ -	\$ -	\$ -	\$ -	\$ -	\$ -	\$ -	\$ -	\$ -
Cedar Oaks Mesa	\$ -	\$ -	\$ -	\$ 30,220.00	\$ 3,315.00	\$ -	\$ 26,905.00	\$ -	\$ 26,905.00

INTEREST AND SINKING FUNDS:

Hays County I & S	\$ 29.21	\$ 0.01	\$ -	\$ 335,000.00	\$ 334,871.35	\$ -	\$ 157.87	\$ 12,399,960.99	\$ 12,400,118.86
GRAND TOTALS:	\$ 174,903.53	\$ 39.20	\$ 6,498,560.28	\$ 3,275,553.66	\$ 9,785,743.14	\$ -	\$ 163,313.53	\$ 128,387,945.97	\$ 128,551,259.50

Transfers Outstanding:

General Fund to Cedar Oaks Mesa	\$ 369.28
General Fund to Juvenile Center	\$ 45,000.00

Hays County Treasurer's Investment Report

For March 2015

SAGE CAPITAL BANK CHECKING

Description	2/28/15 Balance	Interest	Deposits	Debits	3/31/15 Balance
All Funds (see Page 1)	\$ 174,903.53	39.20	9,774,113.94	9,785,743.14	163,313.53

TEXPOOL

Description	2/28/15 Balance	Interest	Deposits	Debits	3/31/15 Balance
General	\$ 37,435,080.22	1,522.22	718,557.86	3,469,358.54	34,685,801.76
Road and Bridge General	\$ 5,820,728.13	229.75	91,883.12	667,373.19	5,245,467.81
Medical and Dental Fund	\$ 5,106,112.72	208.21	-	-	5,106,320.93
Sheriffs Drug Forfeiture	\$ 118,373.30	4.81	-	-	118,378.11
D.A. Drug Forfeiture	\$ 28,280.92	1.21	-	600.56	27,681.57
Health Services Grants	\$ 68,285.50	2.78	-	15,704.09	52,584.19
Juvenile Center	\$ 1.29	-	-	-	1.29
Tobacco Settlement Fund	\$ 473,224.25	19.29	-	-	473,243.54
Historical Commission Trust	\$ 27,100.75	1.02	-	6,443.00	20,658.77
Road Construction 2006	\$ 735,334.09	29.96	-	-	735,364.05
Certificates of Obligation '09	\$ 386,957.70	15.79	-	-	386,973.49
Parks Bond 2011	\$ 1,439,781.94	58.70	-	-	1,439,840.64
Priority Road Bond Series 2011	\$ 3,945,987.31	159.64	-	169,737.80	3,776,409.15
Pass Thru Road Bond Series 2013	\$ 17,507,839.99	713.87	-	-	17,508,553.86
Limited Tax Notes Series 2013	\$ 541.29	-	-	-	541.29
LCRA Service Fee Fund	\$ 215,843.34	8.79	-	-	215,852.13
Hays County I & S	\$ 10,810,433.68	441.64	263,662.10	335,000.00	10,739,537.42
All Funds	84,119,906.42	3,417.68	1,074,103.08	4,664,217.18	80,533,210.00

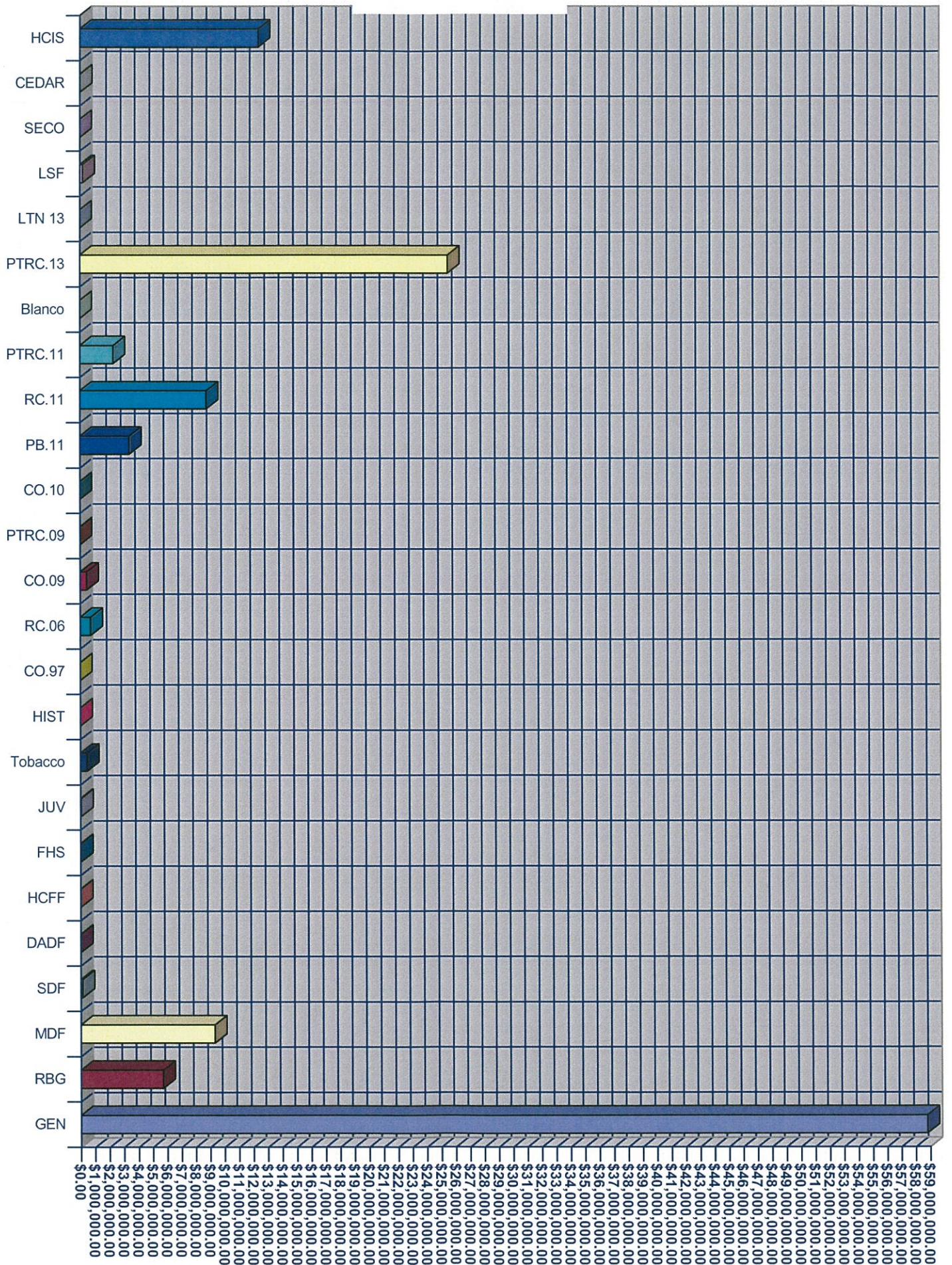
ICT Funds Management

Description	2/28/15 Balance	Interest	Deposits	Debits	3/31/15 Balance
General	\$ 9,047,691.25	230.60	-	-	9,047,921.85
Certificates of Obligation '09	\$ 20,715.50	0.58	-	-	20,716.08
All Funds	9,068,406.75	231.18	-	-	9,068,637.93

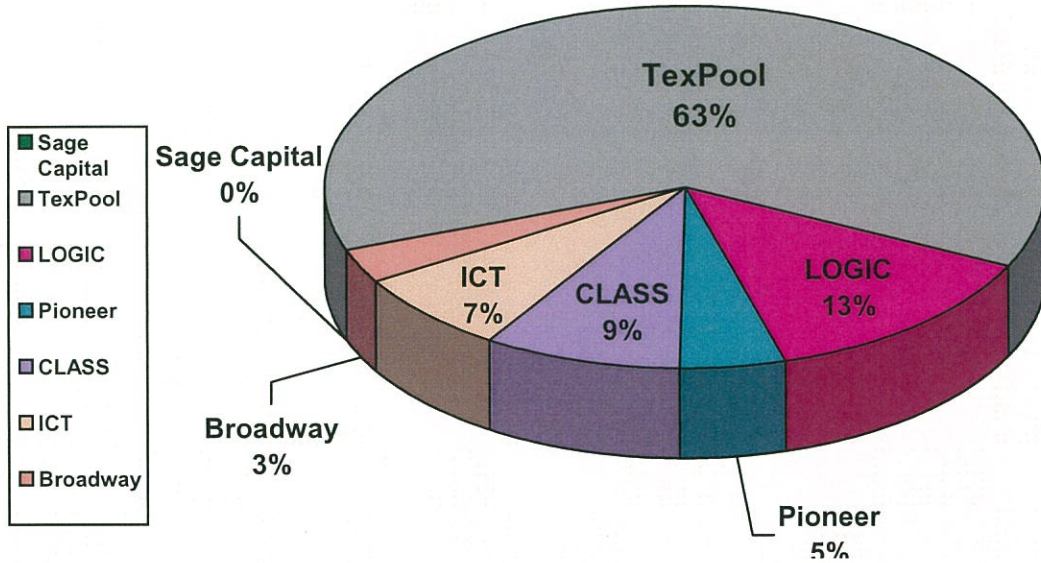
CLASS - MBIA	0.1200%	NAV 1.00				
Description	2/28/15 Balance	Interest	Deposits	Debits	3/31/15 Balance	
General	\$ 2,224,616.05	231.07	-	-	2,224,847.12	
Certificates of Obligation '09	\$ 44,183.04	4.58	-	-	44,187.62	
Pass Thru Revenue 2009	\$ 0.16	-	-	-	0.16	
Road Construction Bond 2011	\$ 5,015,048.41	520.90	-	-	5,015,569.31	
Pass Thru Revenue 2011	\$ 4,023,922.52	345.59	-	1,705,475.02	2,318,793.09	
Parks Bond 2011	\$ 2,006,019.30	208.36	-	-	2,006,227.66	
All Funds	13,313,789.48	1,310.50	-	1,705,475.02	11,609,624.96	
LOGIC	0.0974%	1.000012				
Description	2/28/15 Balance	Interest	Deposits	Debits	3/31/15 Balance	
General	\$ 10,785,051.49	914.97	-	-	10,785,966.46	
Road and Bridge General	\$ 473,408.38	40.16	-	-	473,448.54	
Medical and Dental Fund	\$ 4,210,282.06	357.18	-	-	4,210,639.24	
D.A. Drug Forfeiture	\$ 62.68	-	-	-	62.68	
Health Services Grants	\$ 36.74	-	-	-	36.74	
Family Health Services	\$ 423.27	-	-	-	423.27	
Historical Commission Trust	\$ 8.86	-	-	-	8.86	
Certificates of Obligation '09	\$ 5,421.49	0.45	-	-	5,421.94	
Pass Thru Revenue 2009	\$ 0.14	-	-	-	0.14	
Hays County I & S	\$ 1,660,282.72	140.85	-	-	1,660,423.57	
All Funds	17,134,977.83	1,453.61	-	-	17,136,431.44	
CERTIFICATES OF DEPOSITS						
Description	Fund	Yield/ Maturity	Par Value	Book Value	Market Value	Transactions
Pioneer Bank	PTRC 13	.35% 3/26/15	4,006,904.11	4,006,904.11	4,006,904.11	
Broadway Bank	PTRC 13	.05% 04/01/15	4,001,002.77	4,001,002.77	4,001,002.77	
Pioneer Bank	General	.35% 1/19/15	2,017,314.70	2,017,314.70	2,017,314.70	
Pioneer Bank	PTRC 13	.35% 9/22/15				
TOTAL			10,025,221.58	10,025,221.58	10,025,221.58	4,021,724.17
TOTAL Fund Balances		133,837,205.59				128,551,259.50
BENCHMARK						
CURRENT 90 DAY TREASURY BILL YIELDING .005%						

		Balances 2/28/15	Transactions		Balances 3/31/15
		Par Value	Purchases	Maturities	Market Value
Pioneer Bank	PTRC 13 .35% 3/26/15	4,006,904.11	-	4,006,904.11	4,001,002.77
Broadway Bank	PTRC 13 .05% 04/01/15	4,001,002.77	-	-	2,017,314.70
Pioneer Bank	General .35% 1/19/15	2,017,314.70	4,021,724.17	-	4,021,724.17
Pioneer Bank	PTRC 13 .35% 9/22/15				
TOTAL		10,025,221.58	4,021,724.17	4,006,904.11	10,040,041.64
TOTAL Fund Balances					10,040,041.64


Fund balances for 3/31/15




INVESTMENT ALLOCATION TOTALS
MARCH 2015



All maturity dates are less than 180 days. The Treasurer's Office invests with prudence to keep security and liquidity as the primary goals. The strategy used for each fund is based on the terms described in the Hays County Investment Policy. The Treasurer's Office strictly adheres to all laws and statutes concerning the investment of public funds.


Bill Herzog, Hays County Auditor


Michele Tuttle, Hays County Treasurer


Britney Richey, Assistant Hays County Treasurer