

# HAYS COUNTY TREASURER'S REPORT

## FOR THE MONTH OF SEPTEMBER 2016

AMENDED

### CHECKING

<b>OPERATING FUNDS:</b>	<b>BEGINNING</b>	Interest	Revenues	Deposits	Disbursements	Transfer to	<b>ENDING</b>	<b>Total</b>	<b>TOTAL</b>
	<b>BALANCE</b>			From Investments		Investments	<b>BALANCE</b>	<b>Investments</b>	<b>FUND</b>
General	\$ 10,877.98	\$ 101.83	\$ 2,711,085.38	\$ 6,271,226.23	\$ 8,929,422.63	\$ -	\$ 63,868.79	\$44,977,441.67	\$ 45,041,310.46
Road and Bridge General	\$ 20.16	10.24	222,833.86	\$ 446,829.39	\$ 642,222.41	\$ -	\$ 27,471.24	\$6,169,035.67	\$ 6,196,506.91
Medical and Dental Fund	\$ 9.45	0.00	853,603.19	\$ -	\$ 853,611.64	\$ -	\$ 1.00	\$10,958,948.72	\$ 10,958,949.72
Sheriff's Drug Forfeiture	\$ 4,299.07	\$ -	\$ -	\$ -	\$ 4,298.07	\$ -	\$ 1.00	\$183,761.94	\$ 183,762.94
District Attorney Drug Forfeiture	\$ 1.00	\$ -	\$ 75.21	\$ 2,818.10	\$ 2,893.31	\$ -	\$ 1.00	\$47,774.04	\$ 47,775.04
Hot Check Fee Fund	\$ 40,041.78	\$ -	1,334.27	\$ -	\$ 128.37	\$ -	\$ 41,247.68	\$ -	\$ 41,247.68
Family Health Services	\$ 88.37	3.05	2,245,840.19	\$ -	\$ 2,245,877.56	\$ -	\$ 54.05	\$463.62	\$ 517.67
Juvenile Detention Center	\$ 13,739.90	13.10	833,307.30	\$ -	836,356.20	\$ -	\$ 10,704.10	\$1.29	\$ 10,705.39
Tobacco Settlement Fund	\$ 1.00	\$ -	\$ -	\$ -	\$ -	\$ -	\$ 1.00	\$467,501.43	\$ 467,502.43
HCL Provider Participation Fund	\$ 40,689.68	\$ -	\$ 3,106,262.87	\$ 469,714.11	\$ 3,575,976.96	\$ 40,688.70	\$ 1.00	\$2,635,314.05	\$ 2,635,315.05
School Safety Zone	\$ 33,481.50	\$ -	\$ 393.75	\$ -	\$ -	\$ -	\$ 33,875.25	\$ -	\$ 33,875.25
Historical Commission Trust Fund	\$ 1.00	\$ -	\$ 177.54	\$ 891.43	\$ 1,068.97	\$ -	\$ 1.00	\$225,147.82	\$ 225,148.82

### **CONSTRUCTION FUNDS:**

Certificates of Obligation 1997	\$ 0.01	\$ -	\$ -	\$ -	\$ -	\$ -	\$ 0.01	\$ -	\$ 0.01
Road Construction Bond 2006	\$ 1.00	\$ -	\$ -	\$ -	\$ -	\$ -	\$ 1.00	\$693,833.58	\$ 693,834.58
Certificates of Obligation 2009	\$ 1.00	\$ -	\$ -	\$ -	\$ -	\$ -	\$ 1.00	\$458,880.75	\$ 458,881.75
Pass Thru Revenue Bond 2009	\$ 1.27	\$ -	\$ -	\$ 0.30	\$ 1.43	\$ -	\$ 0.14	\$ -	\$ 0.14
Parks Bond 2011	\$ 1.00	\$ -	\$ -	\$ 5,523.19	\$ 5,523.19	\$ -	\$ 1.00	\$1,011,325.58	\$ 1,011,326.58
Priority Road Bond Series 2011	\$ 1.00	\$ -	\$ -	\$ 10,472.44	\$ -	\$ -	\$ 10,473.44	\$5,789,329.13	\$ 5,799,802.57
Pass Thru Road Bond Series 2013	\$ 2.66	\$ -	\$ -	\$ 2,841,763.92	\$ 2,841,765.58	\$ -	\$ 1.00	\$8,284,381.94	\$ 8,284,382.94
Limited Tax Notes Series 2013	\$ 1.00	\$ -	\$ -	\$ -	\$ -	\$ -	\$ 1.00	\$543.00	\$ 544.00
Pass Thru Road Bond Series 2015	\$ 1.00	\$ -	\$ -	\$ -	\$ -	\$ -	\$ 1.00	\$30,096,810.58	\$ 30,096,811.58
Pass Thru Road Bond Series 2016	\$ -	\$ -	\$ -	\$ -	\$ -	\$ -	\$ -	\$38,000,411.24	\$ 38,000,411.24
TCDP Disaster Relief Blanco	\$ -	\$ -	\$ -	\$ -	\$ -	\$ -	\$ -	\$ -	\$ -
LCRA Service Fee Fund	\$ 1.00	\$ -	\$ -	\$ 1,583.63	\$ 1,583.63	\$ -	\$ 1.00	\$324,401.20	\$ 324,402.20
SECO Energy Eff & Conservation	\$ -	\$ -	\$ -	\$ -	\$ -	\$ -	\$ -	\$ -	\$ -
Cedar Oaks Mesa	\$ 123,074.79	\$ -	\$ -	\$ -	\$ -	\$ -	\$ 123,074.79	\$ -	\$ 123,074.79

### **INTEREST AND SINKING FUNDS:**

Hays County I & S	\$ 55,636.96	\$ 61.82	\$ 2,030,933.32	\$ -	\$ 409.88	\$ 2,086,159.40	\$ 62.82	\$7,309,142.15	\$ 7,309,204.97
<b>GRAND TOTALS:</b>	<b>\$ 321,973.58</b>	<b>\$ 190.04</b>	<b>\$ 12,005,846.88</b>	<b>\$ 10,050,822.74</b>	<b>\$ 19,941,139.83</b>	<b>\$ 2,126,848.10</b>	<b>\$ 310,845.31</b>	<b>\$ 157,634,449.40</b>	<b>\$ 157,945,294.71</b>

#### Transfers Outstanding:

General Fund to Cedar Oaks Mesa	\$ 106,974.07
General Fund to Juvenile Center	\$ 413,889.58

## Hays County Treasurer's Investment Report

**For September 2016**

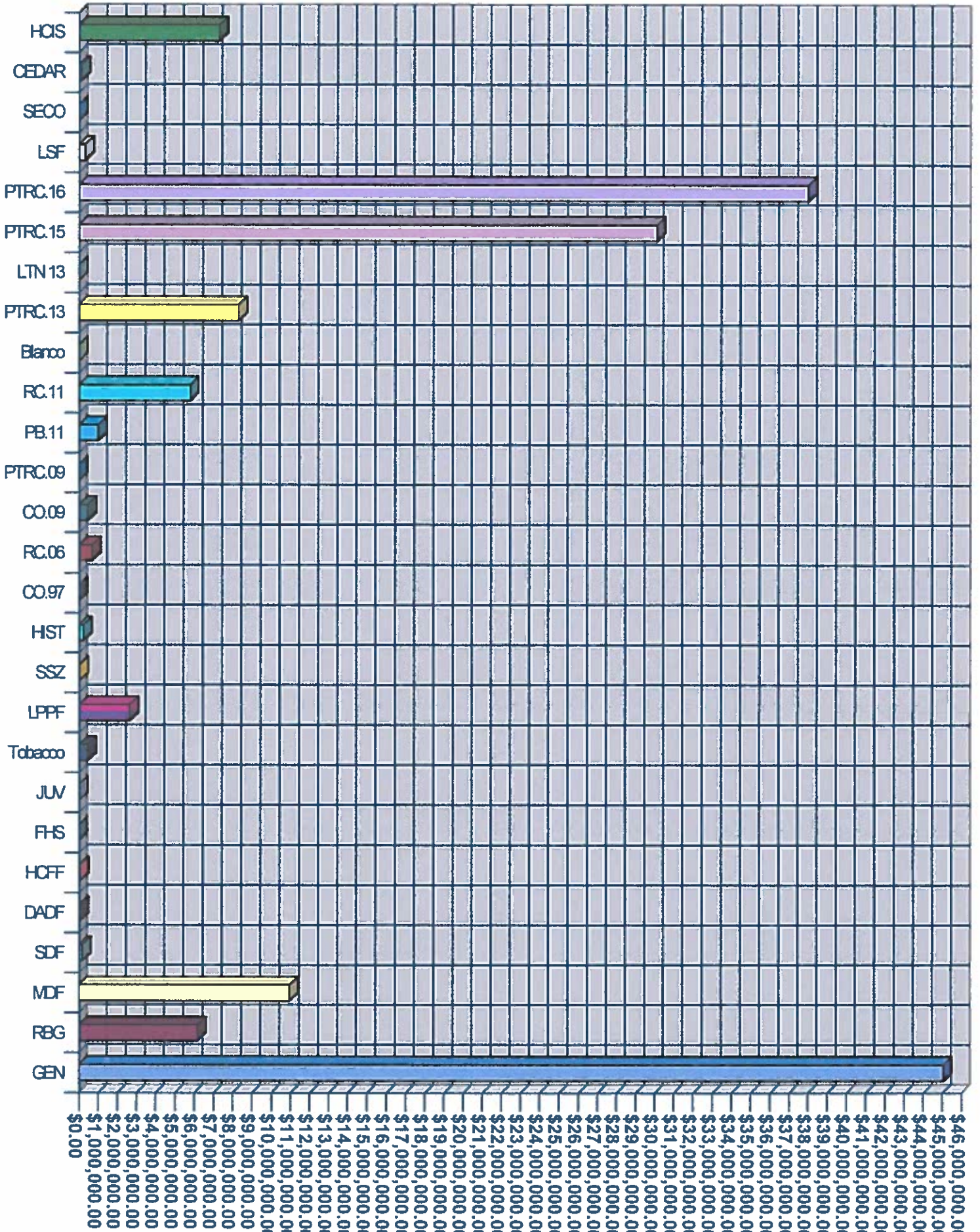
Amended

PAGE 1

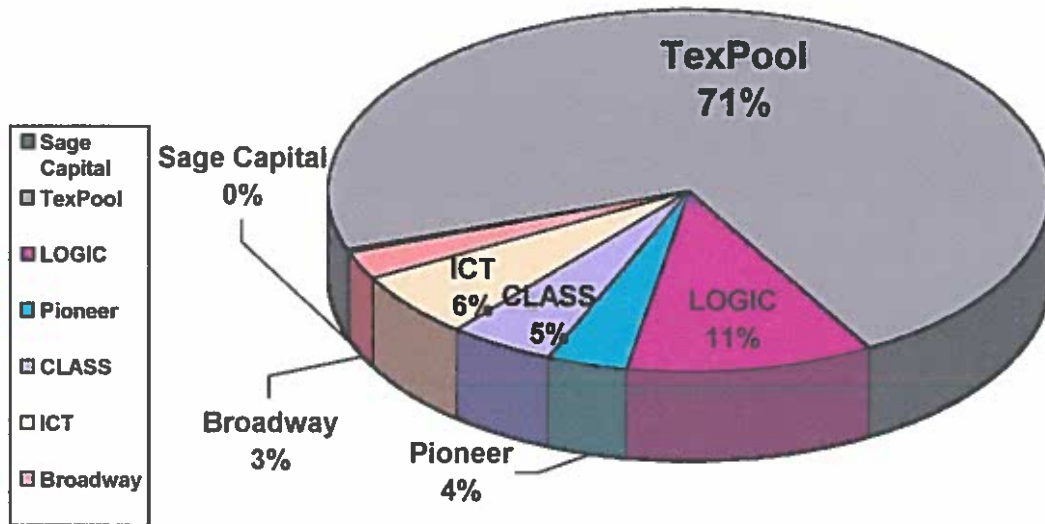
SAGE CAPITAL BANK CHECKING								
Description	8/31/16 Balance	Interest	Deposits	Debits	9/30/16 Balance			
All Funds (see Page 1)	\$ 321,973.58	190.04	22,062,077.51	22,073,395.82	310,845.31			
TEXPOOL								
	0.3800%	1.000310						
Description	8/31/16 Balance	Interest	Deposits	Debits	9/30/16 Balance			
General	\$ 26,904,266.44	8,181.58	154,206.99	6,271,226.23	20,795,428.78			
Road and Bridge General	\$ 6,120,255.93	1,901.83	19,174.38	448,233.31	5,693,098.83			
Medical and Dental Fund	\$ 6,724,079.60	2,099.63	-	-	6,726,179.23			
Sheriff's Drug Forfeiture	\$ 180,022.28	56.27	3,683.39	-	183,761.94			
D.A. Drug Forfeiture	\$ 50,513.73	15.73	-	2,818.10	47,711.36			
Health Services Grants	\$ 1.23	-	-	-	1.23			
Juvenile Center	\$ 1.29	-	-	-	1.29			
Tobacco Settlement Fund	\$ 467,355.49	145.94	-	-	467,501.43			
Historical Commission Trust	\$ 225,959.83	70.56	-	891.43	225,138.96			
Road Construction 2006	\$ 693,616.99	216.59	-	-	693,833.58			
Certificates of Obligation '09	\$ 388,094.42	121.18	-	-	388,215.60			
Parks Bond 2011	\$ 1,016,407.65	317.32	-	5,407.89	1,011,317.08			
Priority Road Bond Series 2011	\$ 744,012.86	232.32	-	-	744,245.18			
Pass Thru Road Bond Series 2013	\$ 3,072,037.05	758.90	-	2,841,763.92	231,032.03			
Limited Tax Notes Series 2013	\$ 542.70	0.30	-	-	543.00			
Pass Thru Road Bond Series 2015	\$ 30,087,415.74	9,394.84	-	-	30,096,810.58			
Pass Thru Road Bond Series 2016	\$ -	411.24	38,000,000.00	-	38,000,411.24			
HCL Provider Participation Fund	\$ 3,063,500.11	839.35	40,688.70	469,714.11	2,635,314.05			
LCRA Service Fee Fund	\$ 325,883.08	101.75	-	1,583.63	324,401.20			
Hays County I & S	\$ 3,496,318.28	1,118.53	2,145,570.00	3,015.14	5,639,991.67			
All Funds	83,560,284.70	25,983.86	40,363,323.46	10,044,653.76	-	113,904,938.26		
ICT Funds Management	0.3200%							
Description	8/31/16 Balance	Interest	Deposits	Debits	9/30/16 Balance			
General	\$ 9,067,810.70	2,329.01	-	-	9,070,139.71			
Certificates of Obligation '09	\$ 20,761.51	5.33	-	-	20,766.84			
All Funds	9,088,572.21	2,334.34	-	-	-	9,090,906.55		

CLASS - MBIA		0.7700%	NAV 1.00								<b>PAGE 2</b>
<b>Description</b>		<b>8/31/16 Balance</b>	<b>Interest</b>	<b>Deposits</b>	<b>Debits</b>		<b>9/30/16 Balance</b>				
General		\$ 2,236,530.55	1,408.99	-	-		2,237,939.54				
Certificates of Obligation '09		\$ 44,419.68	27.99	-	-		44,447.67				
Pass Thru Revenue 2009		\$ 0.16	-	-	0.16		-				
Road Construction Bond 2011		\$ 5,041,907.55	3,176.40	-	-		5,045,083.95				
Parks Bond 2011		\$ 8.50	-	-	-		8.50				
All Funds		7,322,866.44	4,613.38	-	0.16	-	7,327,479.66				
LOGIC		0.7248%	1.000194								
<b>Description</b>		<b>8/31/16 Balance</b>	<b>Interest</b>	<b>Deposits</b>	<b>Debits</b>		<b>9/30/16 Balance</b>				
General		\$ 10,836,199.81	6,455.27	-	-		10,842,655.08				
Road and Bridge General		\$ 475,653.50	283.34	-	-		475,936.84				
Medical and Dental Fund		\$ 4,230,249.49	2,520.00	-	-		4,232,769.49				
D.A. Drug Forfeiture		\$ 62.68	-	-	-		62.68				
Health Services Grants		\$ 36.74	-	-	-		36.74				
Family Health Services		\$ 425.37	0.28	-	-		425.65				
Historical Commission Trust		\$ 8.86	-	-	-		8.86				
Certificates of Obligation '09		\$ 5,447.37	3.27	-	-		5,450.64				
Pass Thru Revenue 2009		\$ 0.14	-	-	0.14		-				
Hays County I & S		\$ 1,668,156.74	993.74	-	-		1,669,150.48				
All Funds		17,216,240.70	10,255.90	-	0.14	-	17,226,496.46				
<b>CERTIFICATES OF DEPOSITS</b>											
			<b>Balances 8/31/16</b>			<b>Transactions</b>		<b>Balances 9/30/16</b>			
<b>Description</b>	<b>Fund</b>	<b>Yield/ Maturity</b>	<b>Par Value</b>	<b>Book Value</b>	<b>Market Value</b>	<b>Purchases</b>	<b>Maturities</b>	<b>Par Value</b>	<b>Book Value</b>	<b>Market Value</b>	
Broadway Bank	PTRC 13	.03%10/01/16	4,002,804.29	4,002,804.29	4,002,804.29	-	-	4,002,804.29	4,002,804.29	4,002,804.29	
Pioneer Bank	General	.35% 12/30/16	2,031,278.56	2,031,278.56	2,031,278.56	-	-	2,031,278.56	2,031,278.56	2,031,278.56	
Pioneer Bank	PTRC 13	.35 03/15/2017	-	-	-	4,050,545.62	-	4,050,545.62	4,050,545.62	4,050,545.62	
Pioneer Bank	PTRC 13	.35 09/16/16	4,043,566.32	4,043,566.32	4,043,566.32		4,043,566.32				
<b>TOTAL</b>			10,077,649.17	10,077,649.17	10,077,649.17	4,050,545.62	4,043,566.32	10,084,628.47	10,084,628.47	10,084,628.47	
TOTAL Fund Balances		127,587,586.80					157,945,294.71				
<b>BENCHMARK</b>											
CURRENT 90 DAY TREASURY BILL YIELDING .269%											

### Fund balances for 9/30/16




INVESTMENT ALLOCATION TOTALS  
September 2016



All maturity dates are less than 180 days. The Treasurer's Office invests with prudence to keep security and liquidity as the primary goals. The strategy used for each fund is based on the terms described in the Hays County Investment Policy. The Treasurer's Office strictly adheres to all laws and statutes concerning the investment of public funds.

  
Marisol Villarreal-Alonzo, Hays County Auditor

  
Michele Tuttle, Hays County Treasurer

  
Britney Richey, Assistant Hays County Treasurer